

March 2020

Dear Year 1 Parents and Carers

Pinetum Team – Years 1 and 2



Today we have put together a pack for every child so in the event that the children are not at school you can help support their learning at home. In the pack is an exercise book and a few sheets to get you started. We know that most of you are not teachers and we are therefore providing resources which help the children to practice things they have already learnt - they should be able to do these things independently.


























We have also created a page on our website where we will put further resources in the coming days and weeks – www.west-borough.kent.sch.uk Go to **Children – Remote Learning** – click on your child's year group.

During this challenging time, staff would like to still support our families as best they can, provided of course they are well enough themselves. With this in mind, each team has set up an email so you can contact a teacher about any queries you have about learning. For years 1 & 2 this is pinetum@west-borough.kent.sch.uk Please note that as Leader of Learning I will be checking this email a couple of times a week and will respond in due course. For matters not related to learning, please go through the usual channels.

Useful links for Maths – Year 1	Maths ideas to complete in exercise book	Maths through play
<p>www.numbots.com</p> <p>The children have a log in for this in their reading record book</p> <p>www.topmarks.co.uk</p> <p>http://mathpup.com/</p> <p>www.twinkl.co.uk</p> <p>www.ictgames.com</p> <p>www.primarygames.com</p>	<p>Counting forwards and backwards from any number in steps of 1, 2, 5 and 10.</p> <p>Make your own 100 square and then use to answer your own questions;</p> <p>$6 + 7$, $32 + 5$, $8 - 3$, $54 - 12$</p> <p>Recognise and count coins – play shop</p> <p>Learn about time – What do we do in the morning? When is it bedtime? What day is it tomorrow? Use o'clock and half past language.</p> <p>Calculate number bonds to 10 and 20</p>	<p>Play board games like snakes and ladders, ludo or bingo.</p> <p>Play skilled games like connect four, noughts and crosses and card games.</p> <p>Invent and make your own board game.</p> <p>Play shop and work out change (recognise and count up coins)</p>
Useful links for English - Year 1	English ideas to complete in exercise book	English through play
<p>www.spellingshed.co.uk</p> <p>The children have a log in for this in their contact book</p> <p>https://www.twinkl.co.uk/</p> <p>UKTWINKLHELPS is the free log in made available while schools are closed.</p> <p>www.phonicsplay.co.uk</p> <p>www.phonicsbloom.com</p>	<p>Phonics /spelling – Phase 3, 4 & 5 sounds</p> <p>Write lists of words using the sounds found below</p> <p>E.g. oa-<u>boat</u>, <u>coat</u>, <u>float</u>, etc.</p> <p>Put in the sound buttons. Then say funny sentences using them. Five coats sailed in a boat!</p> <p>Write some of your own alien words.</p> <p>Play spelling shed and practice year 1 spellings.</p> <p>Think of as many words you can from larger words. e.g. SENTENCE – ten, sent, net etc</p>	<p>Think of a ten questions you would like to ask a famous person.</p> <p>Create a play – can you dress up?</p> <p>Make a puppet show</p>

	<p>Writing</p> <p>Keep a diary</p> <p>Write about your favourite thing you watched on tv or book you read.</p> <p>Write a letter to a friend</p> <p>Write a book review</p> <p>Write a story share as a family. One person write one sentence, then another right the next sentence and so on.</p> <p>Copy a paragraph/page from your reading book to practice neat handwriting.</p> <p>Remember to always say your sentences out aloud first. Remember to put in capital letters, finger spaces and full stops. Check that your sentences make sense.</p> <p>Reading</p> <p>Read your school books at least 3 times a week. We are sending home some extra reading books.</p> <p>Complete busters book club and World Book Day story shares.</p> <p>Complete reading comprehensions</p> <p>Try a reading challenge below</p> <ul style="list-style-type: none"> • Read under a blanket • Read with a torch • Read to someone over the phone • Read with someone taking turns – a sentence at a time 	<p>Make a cookery/news/weahter programme write notes/instructions and video like on tv.</p> <p>Set up a role play. Play shop, cafe or even schools!</p>
--	--	---

Phonics –Phase 3 sounds

j	v	w	x	y	z	zz	qu	ch
								
sh	th	ng	ai	ee	igh	oa	oo	ar
								
or	ur	ow	oi	ear	air	ure	er	
							123 456	

Phase 3 Word Mat

Alien words



Phonics –Phase 4 sounds

ch	sh	th	ng	ai	ee	igh	oa
oo	ar	or	ur	ow	oi	ear	air
ure	er						

Phase 5 sounds

ay ou ie ea oy ir ue ue
aw wh ph ew ew oe au ey
a-e e-e i-e o-e u-e u-e

Create real and alien word lists with sounds. E.g. ow- crown, frown, clown, and alien spown & glown

Spelling – These are the common exception words children are expected to be able to spell by the end of year 1

Year 1 Common Exception Words

a	is	said	be	no	put
ask	his	says	he	go	push
	has	the	me	so	pull
are		they	she		full
our		there	we	of	one
	was	here		love	once
do	were	I	by	come	school
to	where	you	my	some	friend
today	want	your			house

Thank you for your support. We wish you all good health and we look forward to seeing you soon.

M Everest

Mrs Everest
Pinetum Leader of Learning