

March 2020

Dear Year 4 Parents and Carers



### Woodland Team – Years 3 and 4

Today we have put together a pack for every child so in the event that the children are not at school you can help support their learning at home. In the pack is an exercise book and a few sheets to get you started. We know that most of you are not teachers and we are therefore providing resources which help the children to practice things they have already learnt - they should be able to do these things independently.

We have also created a page on our website where we will put further resources in the coming days and weeks – [www.west-borough.kent.sch.uk](http://www.west-borough.kent.sch.uk) Go to **Children – Remote Learning** – click on your child's year group.

During this challenging time, staff would like to still support our families as best they can, provided of course they are well enough themselves. With this in mind, each team has set up an email so you can contact a teacher about any queries you have about learning. For years 3 & 4 this is [woodland@west-borough.kent.sch.uk](mailto:woodland@west-borough.kent.sch.uk) Please note that as Leader of Learning I will be checking this email a couple of times a week and will respond in due course. For matters not related to learning, please go through the usual channels.

### Useful ideas for Maths

- Counting forwards and backwards in multiples of 6, 7, 9, 25 and 1000 from any number
- Count backwards through 0 to include negative numbers
- Create posters to show how to round to the nearest 10, 100 and 1000. Remember to include the rhyme: Zero to four slide to the floor, five to nine climb the vine
- Create your own addition and subtraction calculations, remember to use the inverse to check if you are correct
- Create your own multiplication and division calculations, remember to use the grid method and bus stop method to help your workings out
- Invent and make your own board game
- Multiplication and division – all times tables up to 12 x 12
- Tell the time to 1 minute intervals

<https://www.topmarks.co.uk/maths-games/5-7-years/multiplication-and-division> (Choose different categories to explore different games for different maths topics e.g. sequencing numbers, times tables, addition and subtraction)

<https://trockstars.com/> - your child's login-in details are in their Contact Book

<https://mathsframe.co.uk/en/resources/category/22/most-popular>

<https://www.timestables.co.uk/multiplication-tables-check/>

## Useful ideas for English – Year 3 & Year 4

- Spelling – Recap common exception words from KSI
- [Spelling Frame](#) – this is a new resource and your child has a login in their contact book today

### Year 2 - Common Exception Words

door	floor	poor	because	find	kind	mind
behind	child	children	wild	climb	most	only
both	old	gold	cold	hold	told	every
everybody	even	great	break	steak	pretty	beautiful
after	fast	last	past	father	class	grass
pass	plant	path	bath	hour	move	prove
improve	sure	sugar	eye	could	should	would
who	whole	any	many	clothes	busy	people
water	again	half	money	Mr	Mrs	parents

- Spelling – Here are the statutory spellings children are expected to be able to spell by the end of Year 4:

## Year 3 and 4 Statutory Spellings

accident	caught	eighth	heard	minute	possible	strange
accidentally	centre	enough	heart	natural	potatoes	strength
actual	century	exercise	height	naughty	pressure	suppose
actually	certain	experience	history	notice	probably	surprise
address	circle	experiment	imagine	occasion	promise	therefore
answer	complete	extreme	increase	occasionally	purpose	though
appear	consider	famous	important	often	quarter	although
arrive	continue	favourite	interest	opposite	question	thought
believe	decide	February	island	ordinary	recent	through
bicycle	describe	forward	knowledge	particular	regular	various
breath	different	forwards	learn	peculiar	reign	weight
breathe	difficult	fruit	length	perhaps	remember	woman
build	disappear	grammar	library	popular	sentence	women
busy	early	group	material	position	separate	
business	earth	guard	medicine	possess	special	
calendar	eight	guide	mention	possession	straight	

- Spelling – Use a variety of spelling strategies to make learning your spellings fun!

# Spelling Challenge Cards



Spelling Selection

## UPPER and Lower

Write each of your words out **two** times.  
Write in **UPPERCASE** the first time and in  
**lowercase** the second time.

# LITERACY / literacy

Spelling Selection

## Joined-Up Writing

First, write out your words in normal writing.  
Next, write them again in **joined-up writing**.

# Literacy / Literacy

Spelling Selection

## Rainbow Words

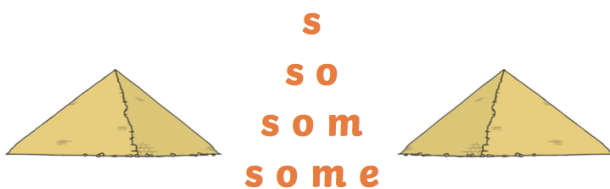
Write your words out in pencil. Next, draw  
around each letter 5 more times using a different  
coloured pencil.



Spelling Selection

## Pyramid Writing

Write each of your words like a pyramid:



Spelling Selection

## Fancy Letters

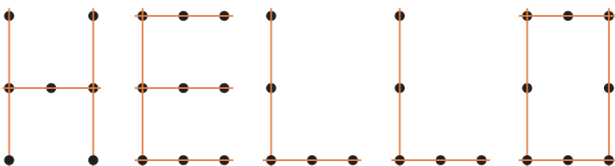
Write each of your words using fancy writing. your  
letters could be curly or dotty... or whatever you  
decide!



Spelling Selection

## Join the Dots

Write each of your words using dots. Then, join the  
dots with a coloured pencil to make your word.



Spelling Selection

## Air Writing

Write your words in the air with your finger. Ask  
someone to read your words as you write. Or, ask  
someone to air write the letters you tell them to  
spell your word.



Spelling Selection

### Letter Magnets

Look at the words in your jotter. Try to make each one using the letter magnets. Check if you used the correct letters!

A B C

Spelling Selection

### ABC Order

Write your words out in alphabetical order.

A B C

Spelling Selection

### Backwards Words

Write your words out forwards then backwards.

backwards  
sdrawkcab

Spelling Selection

### Across and Down


Write your words across and down, sharing the same first letter.

Example  
x  
a  
m  
p  
l  
e

Spelling Selection

### F Spelling Flowers

Draw a big flower. Write each of your spelling words on one of the petals!



Spelling Selection

### Blue Vowels

Write out each of your words. Go over the vowels in each word using blue pencil.

Example of Challenge

Spelling Selection


























### Tell a Story

Use all of your spelling words in a short story that makes sense! Underline your words with a ruler.



## Useful ideas for Writing:

- Keep a diary
- Write a story – create a front cover, an illustration of a key event and a blurb to turn your story into a book
- Write a letter to a friend
- Write a book review
- Write a poem and perform it
- Think of ten questions that you could ask a famous person
- Think of as many words you can from larger words e.g. SENTENCE – ten, sent, net, etc
- Write a story share as a family. One person write one sentence, then another right the next and so on.
- Play unfortunately / fortunately sentence game e.g. Unfortunately; the bear was lost in the cave. Fortunately, the bear had a torch. Remember to include expanded noun phrases and adverbs to make your sentences exciting.
- Copy a page from your reading book to practice your neat handwriting
- Write a set of instructions
- Act out a scene from your favourite book
- Make a cookery/news/weather programme
- Use the pictures from the story grid to write your own story:

	1	2	3	4	5
1					
2					
3					
4					
5					

**Reading:**

Remember to read at least three times a week. We're sending the children home with some extra reading books to help.

Try out the challenges below to find new and exciting ways to enjoy a story:

Read with someone taking turns – a sentence at a time	Read to someone over the phone	Read under a blanket	Read a newspaper or a magazine
Read with a picnic	Arrange a family reading time where everyone reads a book and turns off phones, tablets and televisions	Read in your pyjamas	Read to an animal or cuddle toy
Read for 15 - 30 minutes in one go	Read a book by your favourite author	Draw a picture about what you read today	Read a book that makes you laugh
Read with a torch	Read in bed	Read while wearing a hat	Read instructions to a game and play with your family

Thank you for your support. We wish you all good health and we look forward to seeing you soon.

*E Walker*

Mrs Walker  
Woodland Leader of Learning