






Ideas and activities for you to do at home after reading together.

“What the Ladybird Heard” and “What the Ladybird Heard Next” by Julia Donaldson and Lydia Monks

All activities could be done without the book!

Other linked stories to read and enjoy. Our activities can be used with these books too!





Making Maps

In the story the two baddies make a map of the farmyard in a cunning plan to steal the cow. (Even though it doesn't go well!)

Have a go at making a map of the farm like the baddies using positional language!

Talking Together

Find something to write a plan on, paper or an old bit of wallpaper.

Even baking paper in a roll!

Use the plan in the book or the front pages to make your own map. Talk about what is next to each of the buildings as you make it. Then talk about planning how to get the cow making turns, next to, over, under and beside.



Talking Together

Voice record your cunning plan on your grown-ups phone or tablet and send it to a friend. How might your voice change if you were pretending to be one of the baddies?

Design your own farmyard and label the houses of all the animals.

How many pigs live in your sty?

Make a map of where you have hidden the Easter eggs and give clues!

One person closes their eyes. The other hides a number (or an object). Open your eyes. When the other person gets near to finding it say the number name louder and softer if they move away.