

Year R Daily Learning Activities – w/b 18th May 2020

‘The Very Busy Spider’

Watch the story of ‘The Very Busy Spider’ here:

<https://www.bing.com/videos/search?q=the+very+busy+spider+animated+ilm&docid=608002665418197805&mid=5241B8985C6FD2BBC0B75241B8985C6FD2BBC0B7&view=detail&FORM=VIRE>

Here are 5 activities for you to do. Choose 1 activity each day.

Activity 1:

Read ‘The Very Busy Spider.’ Cut out the animals (or draw them) and put them in the correct order that they appear in the story.

1st	2nd	3rd	4th	5th
6th	7th	8th	9th	10th

Activity 3:

Find out some information about spiders. Write 5 facts and draw a picture.



Activity 4:

Join the dots from 1-10 or 1-20 to make the spider’s web. Your grown-up could write the numbers in your book instead of printing out the sheet.



Activity 2:

Try adding 1 more and 1 less to a given number and then add 2 more and 2 less. What is the total?




Add 1 more and draw the total.



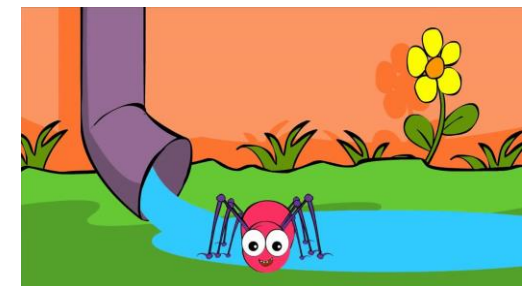
The best way to do this activity is to use real objects – raisins, cheerios, socks, balls etc.

There are some spiders to cut out if you prefer to do it this way.




Activity 5:







Write out the nursery rhyme ‘Incy Wincy Spider’ in your very best curly cursive writing and draw a picture of Incy Wincy climbing up the spout. Maybe you could act out the rhyme by making your own spider too!



Activity 1



Activity 3



Activity 4

Join the dots from 1-10 to make the spiders web.

