

Nursery Daily Learning Activities – w/b 18th May 2020

'The Gingerbread Man'

Watch the story of 'The Gingerbread Man' here:

<https://www.youtube.com/watch?v=hsEorBffl3o>

Here are 5 activities for you to do. Choose 1 activity each day.

Activity 1:

Read 'The Gingerbread Man.'

Can you act out the story and retell it with your family.

Activity 3:

Can you cook your own Gingerbread Man?

Please see attached recipe for guidance.

Activity 4:


Design your very own Gingerbread person.

What will they look like?

How many buttons will they have?


Activity 2:

Can you place the correct number of buttons on the Gingerbread Man?



5

You can place beads, raisins or draw them on.













Activity 5:

Can you find any items around your home that begin with the sound "M" ?












Draw them or take a photograph.



Activity 2

| | | | | |
|--|--|--|---|--|
|  3 |  7 |  2 |  4 |  1 |
|  5 |  8 |  6 |  10 |  9 |

Gingerbread Man

| | | |
|---|--|--|
| <p>Mix 1</p> <p>1 Tablespoon butter</p>  <p>with</p>  <p>1 Tablespoon brown sugar</p> | <p>Add 2</p> <p>1 Tablespoon molasses</p>  <p>and</p> <p>2 teaspoons egg</p>  <p>Mix well</p> | <p>Add 3</p> <p>1/3 cup flour</p>  <p>and</p> <p>1/4 teaspoons baking soda</p>  <p>(don't mix yet!)</p> |
| <p>Add 4</p> <p>1/4 teaspoons baking cinnamon</p>  <p>and</p> <p>A pinch of ginger</p>   <p>Mix well</p> | <p>Put a little flour on the table and flatten out your dough.</p> <p>Cut out your Gingerbread man out with a cookie cutter.</p>  | <p>Place your Gingerbread Man on an Ungreased cookie sheet.</p>  <p>Bake at 350° for 8-10 minutes.</p> |

