

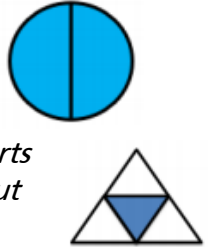
Term 6 Week 1

We hope you had a great half term week. Welcome to term 6. Try your best with your new learning this term at home. Remember to send us a photo of your favourite piece of home learning so we can share it on the class Padlet, and we can see your smiling faces! Enjoy your learning.

Subject: Maths

This week we are learning about fractions, we are going to find a half and a quarter using shapes and objects.

Children explore finding a half using shapes and sets of objects. They will use the vocabulary 'half' and 'whole'. Children will not at this stage use the fractional notation of $\frac{1}{2}$. It is important that they know that a half means 'one of two equal parts' and are able to count them. Children explore quarters using shapes and objects. They will develop their understanding of equal parts and non-equal parts and relate this to a shape or object being split up into four equal parts. Children will use the words 'quarters' and 'parts' at this stage but will not use the fractional notation of $\frac{1}{4}$.



Subject: English

This week we will be focusing on the story 'We're Going on a Bear Hunt' by Michael Rosen. You can listen to Michael Rosen tell the story by following this link: <https://www.youtube.com/watch?v=0gyI6ykDwds>

We're Going on a Bear Hunt
Michael Rosen Helen Oxenbury






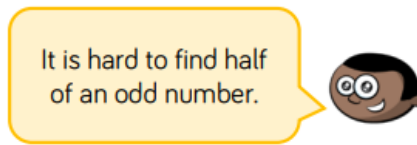
Phonics/ Spellings/ Reading:

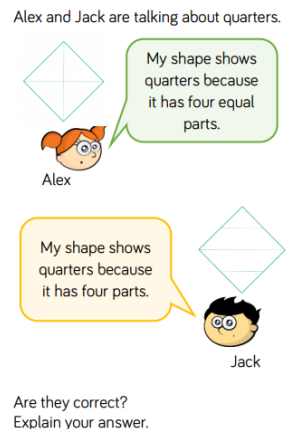



You can watch a daily Phonics lessons by following this link:

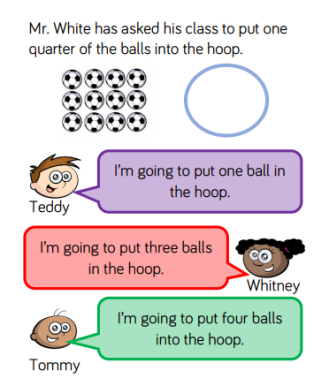
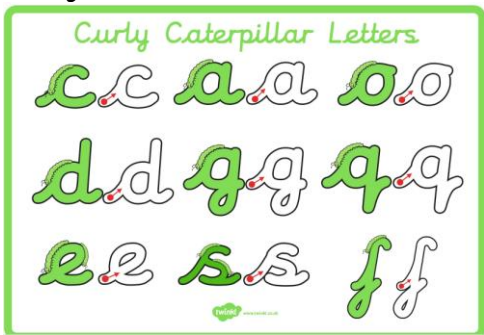

<https://www.youtube.com/watch?v=WpvquS6c5vk&t=6s>. Complete the tasks within the video pausing it where you need to.

Continue to use Spelling Shed and read regularly.

Hope you are all well, we miss you! Miss Woollard and Mrs Bunting ☺

Day	Phonics	English	Maths	Topic
Monday	Phonics focus- 'ay' https://www.youtube.com/watch?v=WpvquS6c5vk&t=6s	This week we are going to enjoy the exciting story of 'We're Going on a Bear Hunt' by Michael Rosen. Today we would like to read the story with an adult. If you have a copy of the book at home you can read it together or you could watch the clip below; https://www.youtube.com/watch?v=0gyI6ykDwds  <i>We're Going on a Bear Hunt</i> Do you think they had fun on their bear hunt? Why? How do you think they felt when they saw the bear? Why did they say 'We're never going on a bear hunt ever again!?'	Finding a half. Draw a range of shapes, draw a line to split the shapes in half, colour in a half. You could use playdough or food to practise cutting in half. Eva and Jack are both attempting to split a rectangle in half.  Eva Jack thinks he can find three more ways.  Jack Find Jack's three examples. Challenge-	PE- Cosmic Kids Yoga- We're going on a bear hunt. https://www.youtube.com/watch?v=KAT5NiWHFIU
Tuesday	Phonics focus- a-e https://www.youtube.com/watch?v=q4jz3U25Xjk	Watch or read the story We're Going on a Bear Hunt once more. Act out the story with your adult at home. Show your adult your different facial expressions throughout your acting. Think of your favourite adventure day out in the past. Where did you go and who were you with? Here are some places you may have visited that could have been your favourite day out; Park Zoo Farm Shopping Cinema Swimming	Finding a half. Use objects to find half of an amount. E.g. 6 pencils, 10 counters, 8 socks. Complete the sentence. 'Half of ... is ...' Challenge- Mo is finding halves.  Do you agree with Mo? Explain your answer.	Science – Animals Watch the video and try to answer the following questions with an adult: https://www.bbc.co.uk/programmes/p01lsmwc What do you notice about the lion cubs? Do they look like their mummy and daddy? What are they called? Are elephants strong? What do they try and knock down? Do elephants move fast, slow or fast and slow? Do elephants like water? Are giraffes the tallest animal

				<p>in the world? Why does the giraffe calf need to be tall? What is a baby hippopotamus called? Where does a hippopotamus spend most of its time?</p> <p>Challenge – write two of the questions in your book and write the answer.</p>
Wednesday	<p>Phonics focus- ea https://www.youtube.com/watch?v=bLr4TXq58jw</p>	<p>Watch or read the story We're Going on a Bear Hunt. Think about the lesson from yesterday; where was your favourite day out and who were you with?</p> <p>Draw a picture of yourself with at your favourite day out. Including who you were with.</p> <p>For example: a picture of yourself with your friends at the Zoo looking at different animals.</p> <p>Challenge - label your picture.</p>	<p>Finding a quarter. Draw a range of shapes, draw two lines to split the shapes in quarters, colour in a quarter.</p> <p>You could use playdough or food to practise cutting in quarters.</p> <p>Challenge-</p> <div style="text-align: center;"> <p>Alex and Jack are talking about quarters.</p>  </div>	<p>Art- Watch the video from yesterday. Choose one of the animals and draw a picture of the animal with its baby.</p> <p>Challenge If possible, use the correct colours and draw a background setting for your animal.</p> <div style="display: flex; justify-content: space-around;">    </div>
Thursday	<p>Phonics focus- e-e https://www.</p>	<p>Talk to an adult about postcards. Have you ever sent or received a postcard? Who was it from and</p>	<p>Finding a quarter. Use objects to find a quarter of an amount. E.g. 8 pencils, 12 counters, 16 socks.</p>	<p>Handwriting- Practise writing cursive curly caterpillar lowercase letters.</p>

	<p>youtube.com/watch?v=e7gRajegO9M</p>	<p>what did it say? Was there a picture on the postcard? What was the picture of? Look back at your drawing from yesterday – your favourite day out. Draw the front page of your postcard from your favourite day out. For example; A picture of an animal and the name of the zoo.</p>	<p>Complete the sentence: 'A quarter of ... is ...' Challenge -</p>  <p>Mr. White has asked his class to put one quarter of the balls into the hoop.</p> <p>Teddy: I'm going to put one ball in the hoop.</p> <p>Whitney: I'm going to put three balls in the hoop.</p> <p>Tommy: I'm going to put four balls into the hoop.</p> <p>Who is correct? Can you explain any mistakes made?</p>	<p>c, a, o, d, g, q, e, s, f</p> 
Friday	<p>Practise reading and writing words with the digraphs you learnt this week-ay, a-e, ea, e-e. Can you spot any words with these digraphs in your book?</p>	<p>Look back at your learning from yesterday. Today you are going to write your postcard to a friend or family member about the fun you had. Remember to use capital letters, finger spaces and full stops. Try and write on the line. Try and read your postcard to your adult. Encourage your child to write independently. You could support them to sound out words or help them spell tricky words. Challenge – write an address</p>	<p>Practise halving numbers. https://www.topmarks.co.uk/maths-games/hit-the-button Click 'Halves' then 'Halves to 10'</p> 	<p>Practise writing the capital letter for each lowercase curly caterpillar letter.</p> <p>C, A, O, D, G, Q, E, S, F</p>