

## Term 6 Week 4

This week we will be learning about Queen Elizabeth II which is very exciting. We are thoroughly enjoying your photos from home so please keep sending one per week for us to add to our class Padlet.

### Subject: Maths

This week we are learning about Money. Children should recognise coins and notes and understand their value. It would be great if your child could practise recognising and counting using real coins but if this is not possible you could use pictures or draw coins.

### Subject: English

This week we will be reading 'The Queen's Knickers' by Nicholas Allan. The English learning will link nicely with topic where we will be learning about Queen Elizabeth II. As part of the English learning the children will write a letter to the Queen asking her something they would like to know about her.

You can listen to Mrs Waters read the story here: <https://youtu.be/UVChbEXEYCc>



### Phonics/ Spellings/ Reading:

You can watch a daily Phonics lessons by following this link: <https://www.youtube.com/watch?v=WpvquS6c5vk&t=6s>.

Complete the tasks within the video pausing it where you need to.

Continue to use Spelling Shed and read regularly.



### Topic:

This week we will be learning about Queen Elizabeth II, we will be discovering lots interesting facts.

We hope you are all well and we can't wait to see you.

Mrs Bunting ☺ and Miss Woollard ☺



Day	Phonics	English	Maths	Topic
Monday	Phonics focus- aw <a href="https://www.youtube.com/watch?v=6Em7ix0mPdc&amp;list=PLuGr6z2H2KNGObda6B-T36vJIZYN06I0h&amp;index=42">https://www.youtube.com/watch?v=6Em7ix0mPdc&amp;list=PLuGr6z2H2KNGObda6B-T36vJIZYN06I0h&amp;index=42</a>	This week we are going to enjoy the very funny story 'The Queen's Knickers' by Nicholas Allan. If you have a copy you can read at home or you could watch Mrs Waters reading the book following this <a href="#">link</a> .    After you have enjoyed the story try and ask your child the following questions; Did you enjoy the story? Why? Do you think the Queen wears different clothes for different occasions? When do you think she wears her crown?	<b>Money-</b> recognising coins  Explore coins- look at the colour, shape, size, value.  Can your child recognise and name £2, £1, 50p, 20p, 10p, 5p, 2p and 1p coins?  Can your child put the coins in order of value?  How many 1p coins do you need to make 2p,5p, 10p, 20p, 50p, £1? How many pound coins do you need to make £2?  <b>Challenge:</b>  The tooth fairy left some money for two children.  Jack has 50 pence. Mo has one pound.  Jack thinks he has more money because his coin is physically bigger.  Explain why Jack is wrong.	Learn the song 'There was a princess long ago'. Have a go at using Makaton signs from the video or you could make up your own actions. <a href="https://www.youtube.com/watch?v=W1lzCy2qM2k">https://www.youtube.com/watch?v=W1lzCy2qM2k</a>
Tuesday	Phonics focus- ir <a href="https://www.youtube.com/watch?v=-">https://www.youtube.com/watch?v=-</a>	Read or listen to the story The Queen's knickers once again. Design your own pair of knickers for the Queen. Write your answer to the following question; when	<b>Money-</b> recognising notes Look at coins from yesterday. Can your child name them all? Explore notes/ pictures of notes- look at the colour, shape, size, value.	Topic – History  Ask your child; what do they already know about the Queen? Have a discussion.

<https://www.youtube.com/watch?v=9mPi>

do you think the Queen would wear your designed knickers?



**Challenge** - label your knickers with the different types of materials you would use.


Can your child recognise and name £5, £10 and £20 notes?


Can your child put the notes in order of value?

How many £1 or £2 coins do you need to make £5, £10, £20?

How many £5 notes do you need to make £10, £20?

**Challenge-**

Teddy is given one  for Christmas.

Eva is given two 

Teddy: I got more than you did because my number is bigger.

Eva: I got more than you did because I got two notes.

Who is correct?  
Explain your reasoning.

Watch the following link about Queen Elizabeth II.

<https://www.bbc.co.uk/newsround/44370212>

After watching it all the way through start again from the beginning pausing the clip look at what she is wearing. Talk about the interesting facts. After watching it twice, ask your child to try and answer the following questions;

- How long has the Queen reigned for?
- When was she crowned the Queen?
- How old was she when she became the Queen?
- Who is the Queen married to?
- Does she carry out duties just in England or all over the world?
- Who does she regularly meet with?









Wednesday

Phonics focus- ou  
<https://www.youtube.com/watch?v=9mPi>

Discuss what else you would like to know about Queen Elizabeth II. Here are some examples;  
What pets does she have?  
Where does she like going on

**Counting money**  
Count the value of 1p, 2p, 5p or 10p coins. Use knowledge of counting in multiples of 2, 5 and 10 to help.

Look at different photos of Queen Elizabeth II online or watch the clip again. Children are to choose *one* of the following activities;

	<p><a href="https://www.youtube.com/watch?v=d-5QYq382lo&amp;list=PLuGr6z2H2KNGObda6B-T36vJIZYN06I&amp;index=39">MevwOUU&amp;list=PLuGr6z2H2KNGObda6B-T36vJIZYN06I&amp;index=39</a></p>	<p>holiday?          What is her favourite chocolate bar?          What is her favourite story?</p> <p>Practice writing a question mark on a piece of paper ??????</p> <p>Write a draft letter to Queen Elizabeth II asking your question. Make sure you include capital letters, finger spaces and full stops. Remember to write on the line. Once you have completed, read your letter to an adult. If needed, make any changes to your letter for example; correcting spelling, adding full stops etc.</p> <p><b>Challenge</b> – write more than one question to the Queen.</p>	<p>Use or draw coins to make different amounts. Can you make the same amount in a different way?</p> <p><b>Challenge-</b> Tommy's piggy bank is full of 2 pence pieces, 5 pence pieces and 10 pence pieces.          Using one type of coin at a time, how can he make 30 p?</p>  	<p>Draw a picture of the Queen's crown.          Draw a picture of the Queen.          List at least 8 interesting facts about the Queen.</p>  
<p>Thursday</p>	<p>Phonics focus- oy  <a href="https://www.youtube.com/watch?v=d-5QYq382lo&amp;list=PLuGr6z2H2KNGObda6B-T36vJIZYN06I&amp;index=37">https://www.youtube.com/watch?v=d-5QYq382lo&amp;list=PLuGr6z2H2KNGObda6B-T36vJIZYN06I&amp;index=37</a></p>	<p>Write your letter neatly making sure you are making all of the changes. Ensure you are writing on the line using cursive letters.</p> <p>Read your letter to an adult.</p> <p><b>Challenge</b> – try to write your letter with no mistakes!</p>	<p><b>Comparing money</b></p> <p>Use &lt; &gt; = symbols to compare coins/notes.</p> <p>e.g.</p> 	<p>Handwriting- Practise writing cursive Zigzag monster lowercase letters.</p> <p><i>n, w, x, z</i></p> 

			<p><b>Challenge-</b></p> <p>Jack, Rosie and Amir each have some money in their pockets. Jack and Amir both have coins and Rosie has a note.</p> <p>Amir: I have more money than Rosie.</p> <p>Jack: I have less money than Rosie.</p> <p>What note could Rosie have?</p>	
Friday	<p>Practise reading and writing words with the digraphs you learnt this week- aw, ir, ou, oy. Can you spot any words with these digraphs in your book?</p>	<p>Go on an alphabet hunt around your house! Try and find an item with all letters starting at the beginning of the alphabet. Take a photo of some of your items to send to your class teacher to add to Padlet. Good luck!</p> <p>A B C D E F G H I J K L M N O P Q R S T U V</p>	<p><b>Using money</b></p> <p>Create a role play shop. Make price labels for toys or objects in the shop- e.g. 1p, 2p, 5p, 10p, 20p, 50p. Take turns being the shop keeper and customer in the shop. Encourage your child to count the correct amount to pay for an item and check the amount they are given when being the shop keeper.</p> <p><b>Challenge -</b></p> <p>Create price tags which would need more than one coin to be used. E.g. 15p, 22p, 60p</p>	<p>Practise writing the capital letter for each lowercase Zigzag monster letter.</p> <p>V, W, X, Z</p>