

Term 6 Week 5

To all of the children that are completing their learning at home we wanted to let you know that we are missing you lots and lots. All of your friends at school are missing you too. We are still thoroughly enjoying your photos from home so please keep sending one per week for us to add to our class Padlet.

Subject: Maths

We will be learning about time for two weeks. This week we will learn to sequence activities/ times of the day, the days of the week, the months of the year and telling the time to the hour.

Subject: English

This week we will be learning about different types of adverts. You will be making your own advert poster for an imaginary Princess/Prince Royal Party at your home!

Phonics/ Spellings/ Reading:

You can watch a daily Phonics lessons by following this link: <https://www.youtube.com/watch?v=WpvquS6c5vk&t=6s>.

Complete the tasks within the video pausing it where you need to.

Continue to use Spelling Shed and read regularly.


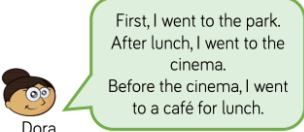
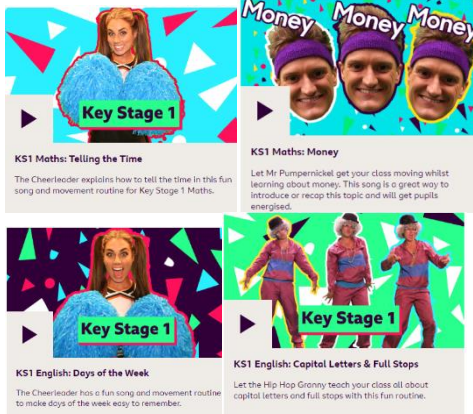
Topic: Art and Science


This week we will be enjoying an Art lesson. We will be painting our next seasonal tree which is summer. We will go outside on a 'summer hunt' and look for different natural summer objects.



We hope you are all well and are enjoying the beautiful sunshine.




Miss Woollard ☺ and Mrs Bunting ☺



Day	Phonics	English	Maths	Topic
Monday	Phonics focus- ph https://www.youtube.com/watch?v=p6mNDbnxliY&list=PLuGr6z2H2KNGObda6B-T36vJIZYN06I0h&index=42	<p>This week we are going to learn about adverts.</p> <p>Ask your child if they know what an advert is. If your child is unsure explain what an advert is and show them some examples, see if your child can list the different types of adverts.</p> <p>For example;</p> <ul style="list-style-type: none"> • TV • Radio • Posters <p>Explain that they will be creating their own poster advert for an imaginary Prince or Princess Royal Party they are going to have at their home.</p> <p>Start to discuss the different types of things they would like to have at their party.</p> 	<p>Time- before and after</p> <p>Order events in your day. What do you do before you eat breakfast? What do you do after you brush your teeth? What do you do in the morning? What do you do in the afternoon? What do you do in the evening?</p> <p>You could draw pictures of your day in order. Tell a grown up about your day using the words: first, next, then, before, after, morning, afternoon, evening.</p> <p>Challenge:</p> <p>Dora is describing her day.</p>  <p>Can you draw and label pictures to order Dora's day?</p> <div style="display: flex; justify-content: space-around; align-items: center;"> <div style="border: 1px solid black; width: 40px; height: 40px; margin: 5px;"></div> <div style="border: 1px solid black; width: 40px; height: 40px; margin: 5px;"></div> <div style="border: 1px solid black; width: 40px; height: 40px; margin: 5px;"></div> </div> <p style="display: flex; justify-content: space-around; font-size: small;"> First Next Then </p>	<p>Have a go at some 'Super Movers' videos.</p> <p>https://www.bbc.co.uk/teach/supermovers/ks1-coll-ecion/zbr4scw</p>  <p>Some of the videos link to our learning.</p>
Tuesday	Phonics focus- wh https://www.youtube.com/	<p>Ask your child if they remember what an advert is. Talk about their imaginary Prince or Princess Royal Party they are going to</p>	<p>Time- days of the week</p> <p>Learn the days of the week. You could use these songs to help you.</p>	<p>Topic – Art</p> <p>If possible, look at the trees outside. Talk about what you</p>

	watch?v= nvk7d9D0-E&list=PLuGr6z2H2KNGObda6B-T36vJIZYN06I Oh&index=40	<p>plan.</p> <p>Ask your child to write a list for their party including the following;</p> <ol style="list-style-type: none"> 1. What food and drinks are they going to have? 2. Are they going to have games? What are they going to be? 3. What are guests going to wear? 4. Are they going to have a cake? What will it look like? 5. Who will be coming to your party? 6. What day and time are they going to have their party? <p>Challenge - write a list of a few more things you would like at your party. For example;</p> <ol style="list-style-type: none"> 1. What decorations are they going to have? 2. What will your invitation look like? 	<p><u>7 days of the week</u> https://www.youtube.com/watch?v=3tx0rvuXIRg Days of the week (Addams Family tune) https://www.youtube.com/watch?v=HtQcnZ2JWsY</p> <p>Write the days of the week in order.</p> <p>What day is it today? Tomorrow? Yesterday?</p> <p>Fill in the missing day.</p> <p>Today is Wednesday, yesterday was ____.</p> <p>Yesterday was Monday, today is ____.</p> <p>Today is Saturday, tomorrow is ____.</p> <p>Tomorrow is _____, today is Wednesday.</p> <p>Challenge-</p> <p>The 5^h June is a Wednesday. What day is the 10th June?</p>	<p>notice about the colour of the leaves. Talk about how trees change through the seasons. Discuss with your child that we have now reached the summer season which started on 20th June 2020 (we are now officially in summer!).</p> <p>Draw a tree outline with a pencil. If possible, use a paint brush to paint the trunk. Use your finger to paint the leaves on the tree.</p> 
Wednesday	Phonics focus- au https://www.youtube.com/watch?v=b8ccIMWGK7M&list=PLuGr6z2H2KNGObda6B-T36vJIZYN06I Oh&index=38	Read your list from yesterday and start to design your advert for your party over the next two days. When writing ensure you use capital letters, finger spaces and full stops. Try your hardest to write on the line. Support your child with their writing however; encourage them to use their phonics to spell some words independently.	Time- months of the year Learn the months of the year. This song might help you. https://www.youtube.com/watch?v=5enDRrWyXaw&list=PLq4y60m_3_BsDssdzvrCueiho5Tc-1j8 Write the months of the year in order. Discuss which month events happen	Topic –Science If possible, go for a walk and look for summer objects. Ask your child; what do they notice about summer? Talk about summer and how it gets lighter later and earlier in the morning. On your walk try and look for these different objects; ✓ The sun

		<p>Challenge – write independently using your phonics knowledge to help you with your spelling.</p>	<p>e.g. birthdays, celebrations, starting a new school year.</p> <p>Challenge-</p> <p>Eva is practising chanting the months of the year.</p> <p>She says,</p>  <p>Eva is incorrect. Correct her mistakes.</p>	<ul style="list-style-type: none"> ✓ Clouds ✓ Grass ✓ Trees ✓ Daisies ✓ Mini beasts ✓ Birds ✓ Flowers <p>When you get home write a list of all of the summer things you saw on your walk.</p>  <p>Challenge – write a specific list; what type of bird, tree and/or flower did you see?</p>
Thursday	<p>Phonics focus- a (apron)</p> <p>https://www.youtube.com/watch?v=mseNHdo-AI8&list=PLuGr6z2H2KNGObda6B-T36vJIZYN06I0h&index=37</p>	<p>Read your advert from yesterday and finish writing your advert for your party. When writing ensure you use capital letters, finger spaces and full stops. Try your hardest to write on the line.</p> <p>Read your advert to an adult.</p> <p>Challenge – share your advert with someone at home and ask if they would like to come to your imaginary party?</p>	<p>Time- telling the time to the hour</p> <p>Use an analogue clock to show the short hour hand and the long minute hand. Explain that when the minute hand is pointing to the 12 it's an o'clock time and you need to look at the hour hand to find out which hour it is.</p> <p>You could make your own clock using paper or outside with chalk.</p> <p>Explore moving the hour hand to create different o'clock times.</p>	<p>Practise forming numbers 0-9. Make sure all the numbers face the correct way.</p> <p>0 2 3 4 5 6 7 8 9 10</p> <p>Challenge- make your own hundred square.</p>

			<p>Challenge-</p>  <p>The time is 3 o'clock.</p> <p>Amir</p> <p>Can you spot Amir's mistake?</p>	
Friday	<p>Practise reading and writing words with the digraphs you learnt this week- ph, wh, au. Can you spot any words with these digraphs in your book?</p>	<p>Write these sentences making the correct changes to the capital letters and full stops.</p> <p>the sun is shining so we are going to play at the park</p> <p>the children had fun at the farm</p> <p>a cat sat on the mat and fell asleep</p> <p>Challenge - mrs bunting has a dog called blossom and miss woollard has a dog called bella</p>	<p>Time- telling the time to the hour</p> <p>Recap telling the time to the hour.</p> <p>Have a go at matching times to clocks, writing the time and drawing the hour and minute hand on a clock face to show a given time.</p> <p>e.g.</p> <p>Match the times to the clocks.</p>  <p>Complete the times.</p>  <p>Draw the hour hand and minute hand on clock faces to show the times:</p> <p>Eight o'clock 1 o'clock Twelve o'clock</p>	<p>Practise reading and spelling phase 3 tricky words:</p> <p>he, she, we, me, be, you, are, her, was, all, they, my.</p>

Challenge –

What do you do at different hours?
e.g. wake up, lunchtime, dinner time,
bedtime.

When it is 11 o'clock both
hands point at 11



Alex

Is Alex correct?
Explain your reasoning.