

## Term 6 Week 6

We hope you are still thoroughly enjoying your home learning. With only two weeks left of Year One, we would like you to start to think of your best Year One memories; what did you enjoy learning the most? Did you make any new friends? What was your favourite part of your school day and why? Next week you will have some lesson time to reflect upon your wonderful year. Please keep sending your photos for our class Padlet.

### Subject: Maths

We will be learning about time for two weeks. This week we will learn to tell the time to the half hour, learn the difference between seconds, minutes and hours and compare lengths of time.

### Subject: English

This week we will be learning about non-fiction books. You will have the chance to create your own non-fiction fact sheet of a subject of your choice.

### Phonics/ Spellings/ Reading:

You can watch a daily Phonics lessons by following this link: <https://www.youtube.com/watch?v=WpvquS6c5vk&t=6s>.

Complete the tasks within the video pausing it where you need to.


Continue to use Spelling Shed and read regularly.

### Topic: Geography

This week we will be learning about weather patterns and how the weather changes around the world.

We hope you are all well. We hope to see you all soon.

Miss Woollard ☺ and Mrs Bunting ☺



Day	Phonics	English	Maths	Topic
Monday	Phonics focus- ie <a href="https://www.youtube.com/watch?v=d9V0zAeX4oI&amp;list=PLuGr6z2H2KNGObda6B-T36vJIZYN06I0h&amp;index=44">https://www.youtube.com/watch?v=d9V0zAeX4oI&amp;list=PLuGr6z2H2KNGObda6B-T36vJIZYN06I0h&amp;index=44</a>	<p>This week we are going to learn about non-fiction books.</p> <p>Ask your child if they know what a non-fiction book is. If your child is unsure explain what a non-fiction book is and compare non-fiction to fiction. Ask your child to list different types of non-fiction subjects in their work book. If possible, show them some non-fiction books at home.</p> <p>Explain that they will be creating their own non-fiction fact sheet on a subject of their choice, for example; on an animal, hobby or interest.</p> <div data-bbox="486 847 978 1190" data-label="Image"> </div>	<p><b>Time- half past</b></p> <p>Recap telling the time to the hour. Teach telling the time to the half hour. Explain that when the long minute hand is pointing to the 6 it is half past because the minute hand has travelled half way around the clock from the 12. Look at the short hour hand which hour is it half way between. Which hour has it just passed?</p> <p>Use a clock or make your own to explore half past.</p> <p><b>Challenge –</b></p> <div data-bbox="1032 778 1496 1214" data-label="Image"> </div>	<p>Cosmic Kids Yoga- 'Safeguard the Handwashing Soap'</p> <p><a href="https://www.youtube.com/watch?v=5rymXdOwW68">https://www.youtube.com/watch?v=5rymXdOwW68</a></p>
Tuesday	Phonics focus- er <a href="https://www.youtube.com/watch?v=Ffjnh3muZow&amp;list=">https://www.youtube.com/watch?v=Ffjnh3muZow&amp;list=</a>	<p>Ask your child if they remember what a non-fiction book is looking back at their list. Ask them to identify what non-fiction fact sheet they would like to write.</p>	<p><b>Time- half past</b></p> <p>Recap telling the time to the hour.</p> <p>Have a go at matching times to clocks, writing the time and drawing</p>	<p>Topic – Geography</p> <p>Talk about the recent weather in Maidstone and ask your child what they notice about the weather throughout the day,</p>

[PLuGr6z2H2K](#)  
[NGObda6B-](#)  
[T36vJIZYN06I](#)  
[Oh&index=42](#)

Ask your child to start their non-fiction fact sheet with writing the title and drawing a picture of their subject.

**Challenge** - if possible, use the correct colours and detail when drawing the picture.

the hour and minute hand on a clock face to show a given time.

Match the times to the clocks.



Half past twelve



Half past 2



Half past nine

Complete the times.



The time is half past \_\_\_\_



The time is half past \_\_\_\_

Draw the hour hand and the minute hand on clock faces to show these times:

Half past 1

Half past four

Half past 8


**Challenge-**

week, month and year. Look at the BBC weather website searching the weather in Maidstone. Children are to draw a weather pattern using the symbols to help them of the next week's weather prediction.




<https://www.bbc.co.uk/weather>

**Challenge** – children are to add the temperature to their weather pattern and the percentage chance of rain.



			<p>Read the instructions and draw the hands on the clock.</p> <ul style="list-style-type: none"> <li>The minute hand is pointing at the six.</li> <li>The hour hand is half way between 10 and 11</li> </ul>  <p>What time is it?</p>	
Wednesday	<p>Phonics focus- oe  <a href="https://www.youtube.com/watch?v=ulyVBLXuGDA&amp;list=PLuGr6z2H2KNGObda6B-T36vJIZYN06IOh&amp;index=40">https://www.youtube.com/watch?v=ulyVBLXuGDA&amp;list=PLuGr6z2H2KNGObda6B-T36vJIZYN06IOh&amp;index=40</a></p>	<p>Start writing your non-fiction fact sheet. Have at least four written sections. Writing two sections today and two tomorrow. Try to write on the line and remember to use capital letters, finger spaces and full stops.</p> <p><b>Challenge</b> – increase your sections of writing to six altogether.</p>	<p><b>Time- seconds, minutes and hours</b></p> <p>Explore the difference between seconds, minutes and hours. You could use a stopwatch or timer.</p> <p>How many star jumps can you do in 20 seconds? Can you do more or less in a minute?  Repeat with different activities. E.g. writing your name</p> <p>Would you measure these activities in seconds, minutes or hours?</p> <div style="display: flex; flex-wrap: wrap; justify-content: space-around;"> <div style="border: 1px solid green; border-radius: 10px; padding: 5px; margin: 5px;">Brushing teeth</div> <div style="border: 1px solid yellow; border-radius: 10px; padding: 5px; margin: 5px;">Reading a book</div> <div style="border: 1px solid orange; border-radius: 10px; padding: 5px; margin: 5px;">Saying the alphabet</div> <div style="border: 1px solid blue; border-radius: 10px; padding: 5px; margin: 5px;">Holiday flight</div> <div style="border: 1px solid black; border-radius: 10px; padding: 5px; margin: 5px;">Playing outside</div> <div style="border: 1px solid lightblue; border-radius: 10px; padding: 5px; margin: 5px;">Sleeping at night</div> </div>	<p>Topic – Geography</p> <p>Look back at your weather pattern for Maidstone. Change your location on the BBC weather website the following;  South Africa, Cape Town  Japan, Tokyo  Australia, Sydney</p> <p>Look at google Earth and find where these countries are in the world.  <a href="https://earth.google.com/web/@0,0,0a,22251752.77375655d,35y,0h,0t,0r">https://earth.google.com/web/@0,0,0a,22251752.77375655d,35y,0h,0t,0r</a></p> <p>Compare the weather in Maidstone to the other countries. What is different about the weather? Is there anything the same?</p>

			<p>Complete the sentences using seconds, minutes or hours.</p> <ul style="list-style-type: none"> <li>• Playtime is about 20 _____ long.</li> <li>• The school day is about 6 _____ long.</li> </ul> <p><b>Challenge-</b></p> <p>Are the units of time chosen sensible for these activities?</p> <ul style="list-style-type: none"> <li>• A football match measured in seconds.</li> <li>• A lap around the school playground measured in minutes.</li> <li>• A birthday party measured in hours.</li> </ul> <p>Explain your answers.</p>	
Thursday	<p>Phonics focus- u (music)</p> <p><a href="https://www.youtube.com/watch?v=9JvpmcawC08&amp;list=PLuGr6z2H2KNGObda6B-T36vJIZYN06lOh&amp;index=38">https://www.youtube.com/watch?v=9JvpmcawC08&amp;list=PLuGr6z2H2KNGObda6B-T36vJIZYN06lOh&amp;index=38</a></p>	<p>Continue writing your non-fiction fact sheet. Read your first two sections and write the next two. Try to write on the line and remember to use capital letters, finger spaces and full stops.</p> <p>When you have completed your non-fiction fact sheet read it to an adult 😊 be proud of your work.</p> <p><b>Challenge</b> – increase your sections of writing to six altogether.</p>	<p><b>Comparing time</b></p> <p>Compare amounts of time using the language ‘faster, fastest, slower slowest’.</p> <p>Which is longer: one hour, one minute or one second? If I finish a race first, am I faster or slower than everyone else?</p> <p>Can you use ‘faster’ and ‘slower’ in the same sentence. E.g. A rabbit is faster than a tortoise but slower than a cheetah.</p> <p>Time yourself doing different activities or members of your family doing the same activity and record how long it took. Compare the times of each activity.</p>	<p>Practise writing your name using cursive letter formation.</p>

			<p>Which/who was the fastest? Slowest?</p> <p><b>Challenge-</b></p> <p>Write a sentence about the activity using the words 'faster' and 'slower'.</p>	
Friday	<p>Practise reading and writing words with the digraphs you learnt this week- ie, er, oe. Can you spot any words with these digraphs in your book?</p>	<p>Finish these incomplete sentences. Remember to use capital letters, finger spaces and full stops.</p> <p>It was raining outside so</p> <p>I went to my friend's house and we</p> <p>I am tired because</p> <p>I love eating chocolate and</p> <p><b>Challenge</b> – write the start of these sentences.</p> <p>cream. and had an ice</p> <p>castle. to build a sand</p>	<p><b>Comparing time</b></p> <p>Compare amounts of time using the language 'earlier' and 'later'.</p> <p>Three planes are flying to Paris in the morning. Here are the times they arrive.</p> <p>A  B  C </p> <p>Use <b>earlier</b> and <b>later</b> to complete the sentences.</p> <p>Plane A is _____ than Plane B.</p> <p>Plane B is _____ than Plane C.</p> <p>Plane C is _____ than Plane A.</p> <p><b>Challenge –</b></p>	<p>Practise reading and spelling phase 4 tricky words:</p> <p>Said, have, like, so, do, some, come, little, one, were, out, what, when, there</p>

Five friends are going to a party.  
Use the clues to work out when each friend arrived.

Amir arrived later than Jack and Eva.  
Rosie arrived later than Amir but earlier than Ron.  
Eva arrived the earliest.

1<sup>st</sup>

2<sup>nd</sup>

3<sup>rd</sup>

4<sup>th</sup>

5<sup>th</sup>