


## Year 3 Remote Learning – Term 1 Week 3 (14.9.20)

Hello Year 3,

Please see below for the activities that we would like you to complete this week. In English and maths we are going to focus on revising some key skills. For our topic learning we are starting to look at our topic called 'Through the Window'.

Year 3 Team

	<u>Reading / SPaG</u>	<u>Maths</u>	<u>English</u>	<u>Topic- PSHCE Focus</u>																																												
<b>Monday 14.9.20</b>	<p><b>Spelling:</b> Play spelling frame for at least 10 minutes per day</p> <p><b>Reading</b> Show an enjoyment for reading by reading a book of your choice. Aim to read for at least 10 minutes per day.</p>	<p style="text-align: center;"><b>Recap spelling words for numbers</b></p> <p>In your books, write out the numbers and words to match, check your spellings of each word.</p> <table border="1" style="margin-left: auto; margin-right: auto;"> <thead> <tr> <th colspan="4" style="text-align: center; color: red;">Number Words</th> </tr> </thead> <tbody> <tr><td style="text-align: center;">1</td><td style="text-align: center;">one</td><td style="text-align: center;">11</td><td style="text-align: center;">eleven</td></tr> <tr><td style="text-align: center;">2</td><td style="text-align: center;">two</td><td style="text-align: center;">12</td><td style="text-align: center;">twelve</td></tr> <tr><td style="text-align: center;">3</td><td style="text-align: center;">three</td><td style="text-align: center;">13</td><td style="text-align: center;">thirteen</td></tr> <tr><td style="text-align: center;">4</td><td style="text-align: center;">four</td><td style="text-align: center;">14</td><td style="text-align: center;">fourteen</td></tr> <tr><td style="text-align: center;">5</td><td style="text-align: center;">five</td><td style="text-align: center;">15</td><td style="text-align: center;">fifteen</td></tr> <tr><td style="text-align: center;">6</td><td style="text-align: center;">six</td><td style="text-align: center;">16</td><td style="text-align: center;">sixteen</td></tr> <tr><td style="text-align: center;">7</td><td style="text-align: center;">seven</td><td style="text-align: center;">17</td><td style="text-align: center;">seventeen</td></tr> <tr><td style="text-align: center;">8</td><td style="text-align: center;">eight</td><td style="text-align: center;">18</td><td style="text-align: center;">eighteen</td></tr> <tr><td style="text-align: center;">9</td><td style="text-align: center;">nine</td><td style="text-align: center;">19</td><td style="text-align: center;">nineteen</td></tr> <tr><td style="text-align: center;">10</td><td style="text-align: center;">ten</td><td style="text-align: center;">20</td><td style="text-align: center;">twenty</td></tr> </tbody> </table>	Number Words				1	one	11	eleven	2	two	12	twelve	3	three	13	thirteen	4	four	14	fourteen	5	five	15	fifteen	6	six	16	sixteen	7	seven	17	seventeen	8	eight	18	eighteen	9	nine	19	nineteen	10	ten	20	twenty	<p>Starter: The kite went in the sky. Improve this sentence by adding two adjectives and improving the verb. This term we are going to be writing a dilemma story? What do you think dilemma means? What dilemmas have you experienced?</p> <ul style="list-style-type: none"> <li>• Examples - <b>Person versus person:</b> The most popular, since conflicts between people are the most interesting to readers. (good vs evil)</li> <li>• <b>Person versus himself:</b> Conflict between good and evil or strengths and weaknesses in a character. This is deep stuff and not usually the main conflict.</li> <li>• <b>Person versus nature:</b> Usually involves natural disasters or survival skills. This conflict is exciting, but often difficult to write about at length.</li> </ul> <p>Read Dino Caves – copy supplied</p>  <p>Complete the story map to go with the story. Read the stolen Baseball Cap – supplied</p> <p>Do these stories have any similarities? Using these similarities can we decide on the definition of a dilemma story? If children are struggling, prompt children to explaining a dilemma story as:</p>	<p style="text-align: center;"><b>PSHCE</b></p> <p>Listen to the text: <a href="https://www.youtube.com/watch?v=kkcjKbbF9JA">https://www.youtube.com/watch?v=kkcjKbbF9JA</a></p> <p>What notes for living would you give someone new to Earth? Draw pictures of what you would like to show someone who had not been to planet Earth before.</p>
Number Words																																																
1	one	11	eleven																																													
2	two	12	twelve																																													
3	three	13	thirteen																																													
4	four	14	fourteen																																													
5	five	15	fifteen																																													
6	six	16	sixteen																																													
7	seven	17	seventeen																																													
8	eight	18	eighteen																																													
9	nine	19	nineteen																																													
10	ten	20	twenty																																													

A dilemma story has a character that faces a dilemma (problem), the use of interesting language makes the reader wait to find out how the dilemma is dealt with.  
Write your definition of what a dilemma story is.

Tuesday  
15.9.20

**Recap Representing numbers to 100**

Go through the pdf power point and write out the activities in your book.

You do not need to print the power point or worksheets; you can copy the questions into your home learning books.

1	2	3	4	5	6	7	8	9	10
11	12	13	14	15	16	17		19	20
21	22		24	25	26	27	28	29	30
31	32			35	36	37	38	39	40
41	42	43	44	45	46		48	49	50
51	52	53	54	55	56		58	59	60
61		63	64	65	66	67	68	69	70
71			74	75	76	77	78	79	
81	82		84	85	86	87	88	89	
91	92	93	94	95	96	97	98	99	


Can you create your own hundred square, and find the missing numbers?

**Challenge**

Can you remember all your number bonds to 100?

Starter  
Peter got a book from the shop.

Improve the sentence by adding an adjective and extending the sentence with a conjunction.



Watch the link.  
<https://www.youtube.com/watch?v=ps2E5yoRsMk>

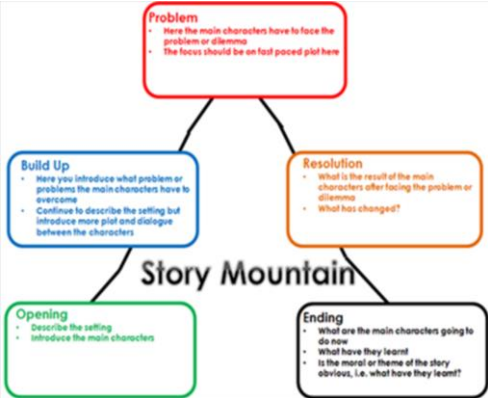




































Discuss with your adult - would follow the brother or not?

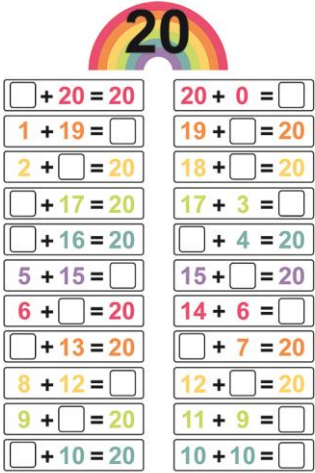


copy supplied  
Write a short prediction, explaining what decision the girl will make and why.  
A child to complete what they think is through the tunnel activity sheet.

**PE**

Do something active for 30 minutes.  
Try this link.  
<https://www.youtube.com/watch?v=-Iv-bhkxhr8>

<p><b>Wednesday</b> <b>16.9.20</b></p>		<p align="center"><b><u>Recap Tens and Ones using Addition</u></b></p> <ol style="list-style-type: none"> <li>Go through the pdf power point and write out the activities in your book.</li> <li>Complete the worksheet</li> </ol> <p>You do not need to print the power point or worksheets; you can copy the questions into your home learning books.</p>	<p><b>Starter:</b> The castle was on the hill. Improve the sentence by adding two adjectives and improving the verb.</p> <ul style="list-style-type: none"> <li>Discuss - What has been our focus so far this week in our English topic?</li> <li>What is a dilemma story?</li> <li>What are the key features of a dilemma story?</li> </ul> <p>Re-cap story from previous day asking children to identify the key events. Re-read or watch if need be.</p>  <p>Create a story mountain Identify key vocabulary used throughout the story and add to the story map. Recite story using story language and actions of your choice. Please take some photographs to share with us in school.</p>	<p align="center"><b><u>Through the Window</u></b></p> <p>Create a collage by using different materials of what you can see through your bedroom window.</p> <p align="center"><b>RE</b></p> <p>What does it mean to be a Christian in Britain today? Complete worksheet attached to show things are part of Christianity.</p> <p align="center">Identify things that are part of Christianity</p> <table border="1"> <thead> <tr> <th align="center" colspan="2">Christian</th> <th align="center" colspan="2">NOT Christian</th> </tr> </thead> <tbody> <tr> <td> Church</td> <td> Mosque</td> <td> The Bible</td> <td> Torah</td> </tr> <tr> <td> Diwali</td> <td> Christmas</td> <td> Nuns &amp; monks</td> <td> Imam</td> </tr> <tr> <td> Bar Mitzvah</td> <td> Baptism</td> <td> Aum</td> <td> Cross</td> </tr> </tbody> </table>	Christian		NOT Christian		 Church	 Mosque	 The Bible	 Torah	 Diwali	 Christmas	 Nuns & monks	 Imam	 Bar Mitzvah	 Baptism	 Aum	 Cross
Christian		NOT Christian																		
 Church	 Mosque	 The Bible	 Torah																	
 Diwali	 Christmas	 Nuns & monks	 Imam																	
 Bar Mitzvah	 Baptism	 Aum	 Cross																	
<p><b>Thursday</b> <b>17.9.20</b></p>		<p align="center"><b><u>Numbers to 1000 using and drawing Base 10</u></b></p> <p>Complete the worksheet.</p>	<p><b>Starter:</b> The castle was on the hill. Improve the sentence by describing in</p>	<p align="center"><b>PSHCE</b></p> <p>Use a map of Maidstone, (if you</p>																

		<p>You do not need to print the worksheet, you can write the answer into your Home Learning Book.</p>	<p>detail using the following words: Medieval, tall turrets, wooden drawbridge, watery moat. Re-cap the story. You are now going to begin to change the story so that it becomes your story. You are going to use the same characters. You are going to change where the dilemma/decision takes place. You need to draw a picture of a place instead of the tunnel; it could be; a hill, cave hole, forest or a place of your choosing. Now label it with adjectives to describe it. You will use these in your story writing next week.</p>	<p>don't have a map at home use Google maps). Find our school on the map, what do you notice that is round our school e.g. housing, roads, fields etc.  Copy some of the map and label some of what you have noticed.</p>																						
<p>Friday 18.9.20</p>		<p>Today we are going to focus on revisiting our number bonds to 20. Copy out the below rainbow number bonds, can you test a member of your family. Do they know their number bonds?</p> <div style="text-align: center;">  <p>The image shows a rainbow with the number 20 in the center. Below it is a grid of 20 number bond equations, each with a colored box for the missing number. The equations are arranged in two columns of 10. The colors of the boxes correspond to the colors of the rainbow segments.</p> <table border="1" style="margin-left: auto; margin-right: auto;"> <tr> <td><input type="text"/> + 20 = 20</td> <td>20 + <input type="text"/> =</td> </tr> <tr> <td>1 + 19 =</td> <td>19 + <input type="text"/> = 20</td> </tr> <tr> <td>2 + <input type="text"/> = 20</td> <td>18 + <input type="text"/> = 20</td> </tr> <tr> <td><input type="text"/> + 17 = 20</td> <td>17 + 3 =</td> </tr> <tr> <td><input type="text"/> + 16 = 20</td> <td><input type="text"/> + 4 = 20</td> </tr> <tr> <td>5 + 15 =</td> <td>15 + <input type="text"/> = 20</td> </tr> <tr> <td>6 + <input type="text"/> = 20</td> <td>14 + 6 =</td> </tr> <tr> <td><input type="text"/> + 13 = 20</td> <td><input type="text"/> + 7 = 20</td> </tr> <tr> <td>8 + 12 =</td> <td>12 + <input type="text"/> = 20</td> </tr> <tr> <td>9 + <input type="text"/> = 20</td> <td>11 + 9 =</td> </tr> <tr> <td><input type="text"/> + 10 = 20</td> <td>10 + 10 =</td> </tr> </table> </div> <p>Using Hit the Button, practice your number bonds, remember to choose 'number bonds' to 20: <a href="https://www.topmarks.co.uk/maths-games/hit-the-button">https://www.topmarks.co.uk/maths-games/hit-the-button</a></p>	<input type="text"/> + 20 = 20	20 + <input type="text"/> =	1 + 19 =	19 + <input type="text"/> = 20	2 + <input type="text"/> = 20	18 + <input type="text"/> = 20	<input type="text"/> + 17 = 20	17 + 3 =	<input type="text"/> + 16 = 20	<input type="text"/> + 4 = 20	5 + 15 =	15 + <input type="text"/> = 20	6 + <input type="text"/> = 20	14 + 6 =	<input type="text"/> + 13 = 20	<input type="text"/> + 7 = 20	8 + 12 =	12 + <input type="text"/> = 20	9 + <input type="text"/> = 20	11 + 9 =	<input type="text"/> + 10 = 20	10 + 10 =	<p><a href="http://www.sentenceplay.co.uk/sentenceGames.htm">http://www.sentenceplay.co.uk/sentenceGames.htm</a> - sentence doctor Why is it important that we punctuate sentences accurately? Activity 1 Write your own</p> <ul style="list-style-type: none"> <li>• a statement</li> <li>• an exclamation sentence</li> <li>• a question</li> <li>• a command</li> </ul> <p>Activity 2 Add the correct punctuation</p> <ol style="list-style-type: none"> <li>1. I didn't know you worked here</li> <li>2. Does anyone want the last cupcake</li> <li>3. My school is just around the corner</li> <li>4. Be careful with that vase</li> </ol> <p>Activity 3 Correct these sentences</p> <ul style="list-style-type: none"> <li>▪ he runned down the lane</li> <li>▪ will you pass sandwich to me</li> <li>▪ i don't want no pudding</li> </ul>	<p><b>PSHCE/ History</b> Find some baby pictures of yourself- how have you changed? How are you still the same? Look at old pictures of other members of your family and discuss how things have changed or stayed the same.</p> <p style="text-align: center;"><b>French</b></p> <p>Greetings Bonjour! Ça va super ! Ça va excellent ! Ça va mal ! Ça va comme ci comme Ça ! Merci ! Au revoir !</p>
<input type="text"/> + 20 = 20	20 + <input type="text"/> =																									
1 + 19 =	19 + <input type="text"/> = 20																									
2 + <input type="text"/> = 20	18 + <input type="text"/> = 20																									
<input type="text"/> + 17 = 20	17 + 3 =																									
<input type="text"/> + 16 = 20	<input type="text"/> + 4 = 20																									
5 + 15 =	15 + <input type="text"/> = 20																									
6 + <input type="text"/> = 20	14 + 6 =																									
<input type="text"/> + 13 = 20	<input type="text"/> + 7 = 20																									
8 + 12 =	12 + <input type="text"/> = 20																									
9 + <input type="text"/> = 20	11 + 9 =																									
<input type="text"/> + 10 = 20	10 + 10 =																									