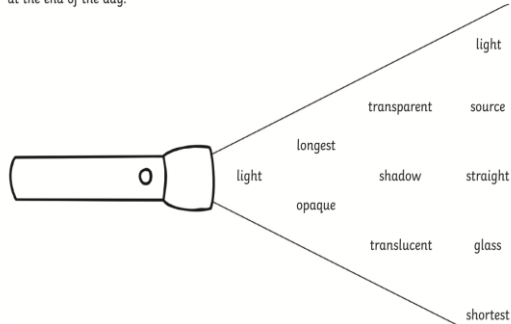





























Year 4 Remote Learning – Term 1 Week 4 (21.9.20)

	<u>Spelling / Reading</u>	<u>Maths</u>	<u>English</u>	<u>Topic</u>						
<b>Monday 21.9.20</b>	<p><b>Spelling</b> Play Spelling Shed</p> <p><b>Reading</b> Show an enjoyment for reading by reading a book of your choice. Aim to read for at least 10 minutes per day.</p>	<p><b>Number line to 10,000</b> Today, we are going to continue with our focus on number lines to 10,000.</p> <p>Watch the following video: <a href="https://vimeo.com/455474568">https://vimeo.com/455474568</a></p> <p>Complete the worksheet, you do not need to print the worksheet, you can write the answers in your Home Learning book.</p>	<p>This week in English we are continue to revisit key vocabulary in our SPaG starters. We are also going to be looking at examples of figurative language, which we will use when writing our own piece of language. Figurative language uses words and ideas to suggest meaning and create mental images.</p> <p><b>SPaG Starter – Proper and Common Nouns</b> Use a table to sort these nouns into proper and common nouns:</p> <p>cat, sam, London, bottle, maidstone,cat, scotland</p> <p>What do proper nouns need? Have you included this?</p> <p><b>Poetry – Onomatopoeia</b> Today we are going to learn about onomatopoeias. Use the link below to find out what an onomatopoeia is: <a href="https://www.bbc.co.uk/bitesize/topics/z4mmn39/articles/z8t3g82">https://www.bbc.co.uk/bitesize/topics/z4mmn39/articles/z8t3g82</a></p> <p>Complete these activities:</p> <ol style="list-style-type: none"> <li>Sit outside and listen to the sounds. Record the sounds that you hear.</li> <li>Set yourself a timer of 3 minutes and list as many onomatopoeias as you can.</li> <li>Complete the sentences with an onomatopoeia of your choice:             <ol style="list-style-type: none"> <li>I hit the floor with a .....</li> <li>The plate landed with a .....</li> <li>The window broke with a great .....</li> <li>The waves ..... on the shore.</li> <li>The leaves ..... with the breeze.</li> </ol> </li> </ol>	<p><b>Science – Light</b> Match the words to their definitions:</p> <p>Starter: Match the word to the definition</p> <table border="0"> <tr> <td style="border: 1px solid black; padding: 5px;">opaque</td> <td style="border: 1px solid black; padding: 5px;">some light can pass through the material</td> </tr> <tr> <td style="border: 1px solid black; padding: 5px;">translucent</td> <td style="border: 1px solid black; padding: 5px;">you can see through an object or substance</td> </tr> <tr> <td style="border: 1px solid black; padding: 5px;">transparent</td> <td style="border: 1px solid black; padding: 5px;">you cannot see through it</td> </tr> </table> <p>Using your learning from last week, consolidate your learning by explaining how light travels.</p> <p>Do you know how light travels? Select the missing words from the torch below and fill in the gaps.</p> <p>Light travels in _____ lines from a _____ of light, which bounces off an object. We can see the object because the _____ enters our eyes. Wood and cardboard are _____ objects, which light cannot travel through. _____ is a _____ material which allows light to pass through. Tissue paper is _____ which will let some light travel through. When an object blocks out the _____, a _____ is formed. Shadows are _____ at midday and _____ at the end of the day.</p> 	opaque	some light can pass through the material	translucent	you can see through an object or substance	transparent	you cannot see through it
opaque	some light can pass through the material									
translucent	you can see through an object or substance									
transparent	you cannot see through it									

<p><b>Tuesday</b> <b>22.9.20</b></p>	<p><b>Reading</b> Show an enjoyment for reading by reading a book of your choice. Aim to read for at least 10 minutes per day.</p>	<p><b>Times Tables Focus</b></p> <p>Choose a times table that you are unsure of.</p> <p>Play Hit the Button to practise your chosen times table: <a href="https://www.topmarks.co.uk/maths-games/hit-the-button">https://www.topmarks.co.uk/maths-games/hit-the-button</a></p> <p>Play TTRS.</p>	<p><b>Spelling Focus</b></p> <p>Ask an adult test you on last week's spelling words (writing, written, wrong, wrap and actual)</p> <p>This week's focus words are: <b>myth, gym, pyramid, mystery material</b></p> <p>If you don't know what the words mean, find out and record their definitions.</p> <p>Write a sentence that includes each of the focus words.</p>	<p><b>PE</b></p> <p>Practise your throwing and catching skills.</p> <p>Can you throw using the three different passes: - Chest pass - Over arm pass - Bounce pass</p>												
<p><b>Wednesday</b> <b>23.9.20</b></p>	<p><b>Spelling</b> Practise your focus words by using rainbow writing. Use a variety of colours.</p> <p><b>Reading</b> Show an enjoyment for reading by reading a book of your choice. Aim to read for at least 10 minutes per day.</p>	<p><b>1,000 more or less than a given number</b></p> <p>Today we are going to learn how to find 1,000 more or less than a given number.</p> <p>Watch the following video: <a href="https://vimeo.com/456123805">https://vimeo.com/456123805</a></p> <p>Complete the worksheet, you do not need to print the worksheet, you can write the answers in your Home Learning book.</p>	<p><b>SPaG Starter: Recap Verbs</b></p> <p>Set a 1 minute timer – write as many verbs as possible in 1 minute. Choose three of your verbs and write a sentence for each verb that you choose.</p> <p><b>Alliteration</b></p> <p>Watch the video to teach you about alliteration and then complete the 'Fill in the Gaps' activity: <a href="https://www.bbc.co.uk/bitesize/topics/zfkk7t/articles/zq4c7p3">https://www.bbc.co.uk/bitesize/topics/zfkk7t/articles/zq4c7p3</a></p> <p><b>Which sentence gives more description? Why?</b></p> <p>The butterfly flew past. The butterfly brushed briefly against the beautiful bush.</p> <p>Improve the sentences by using alliterative descriptions for each one: The dog... The teacher... The pupil...</p> <p>Can you create two more sentences using alliterative descriptions?</p>	<p><b>Science</b></p> <p>Write the word to match the definition: 1. Some light can pass through the material. 2. You can see through an object or substance. 3. You cannot see through the material or object.</p> <p>Complete the following activity: <small>Sort the materials into 3 groups: opaque, transparent and translucent.</small></p> <table border="1" data-bbox="1653 863 2152 1270"> <thead> <tr> <th>Transparent</th> <th>Opaque</th> <th>Translucent</th> </tr> </thead> <tbody> <tr> <td></td> <td></td> <td></td> </tr> <tr> <td></td> <td></td> <td></td> </tr> <tr> <td></td> <td></td> <td></td> </tr> </tbody> </table> <p>Can you think of any other materials that you could add to your table?</p>	Transparent	Opaque	Translucent									
Transparent	Opaque	Translucent														
																
																
																
<p><b>Thursday</b> <b>24.9.20</b></p>	<p><b>Spelling</b> Practise your focus words by writing them</p>	<p><b>Compare 4-digit numbers</b></p> <p>Today, we are going to compare 4-digit numbers.</p>	<p><b>SPaG Starter: Recap Adjectives</b></p> <p>Set a 1 minute timer – write as many adjectives as possible in 1 minute. Choose three of your adjectives and write a</p>	<p><b>Science – Shadow Investigation</b></p> <p>Today we would like you to explore the following question:</p>												

	backwards.	<p>Watch the following video:  <a href="https://vimeo.com/457429670">https://vimeo.com/457429670</a></p> <p>Complete the worksheet, you do not need to print the worksheet, you can write the answers in your Home Learning book.</p>	<p>sentence for each verb that you choose.</p> <p style="text-align: center;"><b>Personification</b></p> <p>Watch the clip to teach you about personification:  <a href="https://www.bbc.co.uk/bitesize/topics/zfkk7ty/articles/zw9p8mn">https://www.bbc.co.uk/bitesize/topics/zfkk7ty/articles/zw9p8mn</a></p> <p>Copy the following verse of a poem:  Hey Diddle, Diddle  The cat and the fiddle,  The cow jumped over the moon;  The little dog laughed  To see such sport  And the dish ran away with the spoon.</p> <p>Underline any examples of personification.</p> <p>Now, create your own sentences with personification. Choose an animal or an object and give it human qualities. Here are some examples to get you started:</p> <ul style="list-style-type: none"> <li>- The stars danced in the sky.</li> <li>- The pie was calling her name.</li> <li>- The door protested as it closed.</li> <li>- The whistling wind brushed my face.</li> </ul>	<p>What makes shadows change their size?</p> <p>You will need:</p> <ul style="list-style-type: none"> <li>- Materials to create a shadow puppet</li> <li>- Torch</li> <li>- White background (wall or piece of paper)</li> </ul> <p>Create your puppet.</p> <p>Use the torch to create a shadow.</p> <p>What happens when you move the torch closer to your puppet?</p> <p>What happens when you move the torch further away from the shadow?</p> <p>Now record your findings.</p> <p>Draw a diagram to show how you set up your investigation. Write an explanation to share what you have found out.</p>
<p><b>Friday</b>  <b>25.9.20</b></p>	<p><b>Spelling</b>  Practise your focus words by completing the following activity for each word:  Look, say, cover, write, check.</p> <p><b>Reading</b>  Show an enjoyment for reading by reading a book of your choice. Aim to read for at least 10 minutes per day.</p>	<p style="text-align: center;"><b><u>Order 4-digit numbers</u></b></p> <p>Today, we are going to learn how to order 4-digit numbers.</p> <p>Watch the following video:  <a href="https://vimeo.com/457785786">https://vimeo.com/457785786</a></p> <p>Complete the worksheet, you do not need to print the worksheet, you can write the answers in your Home Learning book.</p>	<p style="text-align: center;"><b>SPaG Starter: Recap Adverbs</b></p> <p>Set a 1 minute timer – write as many adverbs as possible in 1 minute. Choose three of your adverbs and write a sentence for each adverb that you choose.</p> <p style="text-align: center;"><b><u>Innovate ‘The Sound Collector’</u></b></p> <p>Today we are going to improve our focus poem, ‘The Sound Collector’.</p> <p>Think about these locations around school:</p> <ul style="list-style-type: none"> <li>- Playground</li> <li>- Classroom</li> <li>- Kitchen</li> <li>- Office</li> </ul> <p>Choose two locations and write down all of the sounds that you think you would hear.</p> <p>Now, using the style of the poem ‘The</p>	<p style="text-align: center;"><b>Art</b></p> <p>Continue working with the Art ppt, this is a 3 week project to explore, design and create a Sound Creature.</p> <p>Create some art inspired by sounds or music you are listening to.</p> <p>Share your creations.</p>

			<p>Sound Collector' write two new verses using your two chosen locations.</p> <p>Remember to include the first and last verse of the original poem.</p> <p>A stranger called this morning, Dressed all in black and grey Put every sound into a bag And carried it away.</p> <p>Your verse</p> <p>Your verse</p> <p>A stranger called this morning, He didn't leave his name Left us only silence West Borough will never be the same.</p>	
--	--	--	--	--