
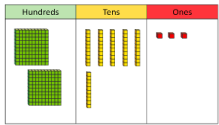
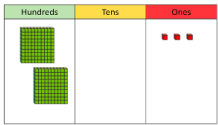
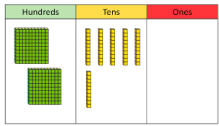
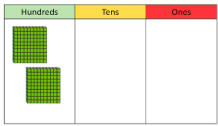

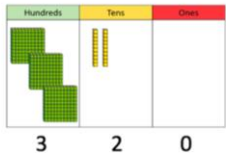
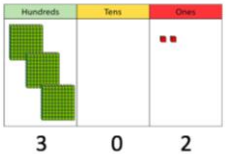





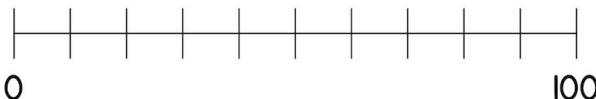
Year 3 Remote Learning – Term 1 Week 5 (28.9.20)

Hello Year 3,

Please see below for the activities that we would like you to complete this week. In English we are identifying the features of a persuasive letter. In maths we are continuing with place value with a focus on 3-digit numbers and number lines up to 1,000. For our topic learning we are starting to look at our topic called 'Through the Window'.

Year 3 Team

	<u>Reading / SPaG</u>	<u>Maths</u> The power points need to be set to slide show, so that the answers are not revealed.	<u>English</u>	<u>Topic</u>
Monday 28.9.20	<p>Spelling: Play spelling frame for at least 10 minutes per day</p> <p>Reading Show an enjoyment for reading by reading a book of your choice. Aim to read for at least 10 minutes per day.</p>	<p>Represent 3-digit numbers – 100s, 10s and 1s Today's lesson focuses on 3-digit numbers and pictorially representing them (drawing them)</p> <p>Draw the base 10 representations and write the number represented</p> <div style="text-align: center;"> <p>What 3-digit numbers are being represented here? Have a think </p>     </div> <div style="text-align: center;"> <p>Have a think </p>  <p>What is the same?</p>  <p>What is different?</p> </div> <p>Draw all the ways you can use the 4 counters and</p>	<p>This week's spellings child children Christmas class climb</p> <p>Starter:</p> <ul style="list-style-type: none"> because but although <p>What do these words mean? How can we use them? Because - Let's focus on this word today How can we use it? Have you ever received a letter? Who was it from? Why was it sent? What types of letters does your house receive? Discuss the above with your adult. (Persuasive text is written to make the reader do something.) Write a persuasive letter to Mrs Crittenden. Persuade Mrs Crittenden to let us have a longer weekend as we are half way through the term and we have been working really hard. This is a cold task so please don't help your child, it will help you gauge how much they already know about writing a persuasive letter.</p>	<p><u>Geography</u></p> <p>Use an atlas or a map (you can use the link below) https://www.google.co.uk/maps Find the equator how close to the equator are the following countries: Brazil, France, USA, Egypt and Russia What do you think the weather would be like in those countries?</p> <p>Write a short weather report based on what today's weather is like in Maidstone.</p>

		<p>write the number underneath</p> <div><p>Have a go </p><p>How many different 3-digit numbers can be made with 4 counters?</p><table><tr><th>Hundreds</th><th>Tens</th><th>Ones</th></tr><tr><td></td><td></td><td></td></tr><tr><td></td><td></td><td></td></tr><tr><td></td><td></td><td></td></tr><tr><td></td><td></td><td></td></tr><tr><td></td><td></td><td></td></tr><tr><td></td><td></td><td></td></tr><tr><td></td><td></td><td></td></tr><tr><td></td><td></td><td></td></tr><tr><td></td><td></td><td></td></tr></table><p></p><p> I think there are ten different 3-digit numbers</p></div>	Hundreds	Tens	Ones																													
Hundreds	Tens	Ones																																
Tuesday 29.9.20		<p>Recap number line to 100</p> <p>Go through the power point and write out the activities/ answers in your book.</p> <p><i>You do not need to print the power point or worksheets; you can copy the questions into your home learning books.</i></p> <p>Challenge</p> <div><p>True or False? <small>Number line to 100</small></p><p>The number line is going up in 10s</p></div>	<p>Starter But - Let's focus on this word today How can we use it? Over the next two weeks we are going to focus on learning how to write a persuasive letter. By the end of the topic you will be writing a persuasive letter to Mrs Crittenden about recycling. Discuss - What do you already know about letter writing? What does a letter look like? What makes a good letter?</p> <ul style="list-style-type: none">• There are some important things to remember when writing a persuasive letter.• You have to lay out your letter properly:• Write your address.• Write the address of who you are writing to (the recipient's address).• Write a greeting (the recipient's name).• Write the full date.• Write about the topic and persuade your reader.• Close your letter.• Write your full name <p>Discuss each of these with your adult. What do you think the key features of a persuasive letter are? Copies of persuasive letters are attached for</p>	<p>PE</p> <p>Do something active for 30 minutes. Try this link. https://www.youtube.com/embed/YtmjV49YEWs</p>																														

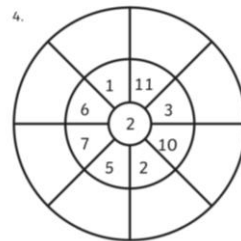
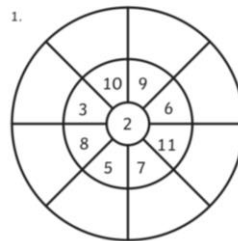
			<p>you to find these features in. Use this check list</p> <table><tr><td>Formal letter structure</td></tr><tr><td>Address</td></tr><tr><td>Date</td></tr><tr><td>Dear Sir / Madam or name</td></tr><tr><td>Yours sincerely / faithfully</td></tr><tr><td>Persuasive writing</td></tr><tr><td>Present tense</td></tr><tr><td>Logical connectives - first, next, secondly, before, after, then</td></tr><tr><td>Cause and effect connectives - so, because, consequently, however</td></tr><tr><td>Powerful verbs and strong adjectives</td></tr><tr><td>Use emotive language, exaggeration and be enthusiastic - make opinions sound like facts</td></tr><tr><td>Give reasons for and against</td></tr><tr><td>Convincing words / flattery - surely, clearly, obviously</td></tr><tr><td>Rhetorical questions</td></tr></table>	Formal letter structure	Address	Date	Dear Sir / Madam or name	Yours sincerely / faithfully	Persuasive writing	Present tense	Logical connectives - first, next, secondly, before, after, then	Cause and effect connectives - so, because, consequently, however	Powerful verbs and strong adjectives	Use emotive language, exaggeration and be enthusiastic - make opinions sound like facts	Give reasons for and against	Convincing words / flattery - surely, clearly, obviously	Rhetorical questions	
Formal letter structure																		
Address																		
Date																		
Dear Sir / Madam or name																		
Yours sincerely / faithfully																		
Persuasive writing																		
Present tense																		
Logical connectives - first, next, secondly, before, after, then																		
Cause and effect connectives - so, because, consequently, however																		
Powerful verbs and strong adjectives																		
Use emotive language, exaggeration and be enthusiastic - make opinions sound like facts																		
Give reasons for and against																		
Convincing words / flattery - surely, clearly, obviously																		
Rhetorical questions																		
Wednesday 30.9.20	<p><u>Learn about number lines to 1000</u></p> <p>Go through the pdf power point and write out the activities/ answers in your book.</p> <p><i>You do not need to print the power point or worksheets; you can copy the questions into your home learning books.</i></p> <p><i>Challenge</i></p>	<p>Starter: Although –</p> <ul style="list-style-type: none">Let’s focus on this word todayHow can we use it? <p>Use the check list from yesterday to support today’s learning. Let’s have a look at some persuasive language features! Exaggeration - To make something sound better than it really is!</p> <ul style="list-style-type: none">The holiday of a lifetime!This will change your life forever!Be amazed at what this can do for you! <p>Rhetorical question - To get the reader thinking carefully about the point you are making.</p>	<p><u>Science</u></p> <p>In class we are going to be learning about how humans can affect the environment. Something that is really important at the moment is reducing the amount of plastic that we use. Make a list of all the single use items of plastic that you use today and write 2 ways that you could reduce the amount of plastic that you use.</p>															

	<div><div>True or False?</div><div>Represent numbers to 1,000</div></div> <p>Each child has represented the same amount.</p> <div><div><div>H</div><div>T</div><div>O</div><div><div><div></div><div></div></div><div><div></div><div></div><div></div><div></div><div></div></div><div><div></div><div></div><div></div><div></div><div></div></div></div></div><div><div><div></div><div></div></div><div><div></div><div></div><div></div><div></div><div></div></div><div><div></div><div></div><div></div><div></div><div></div></div></div></div> <div><div><div></div><div></div><div></div><div></div><div></div></div><div><div></div><div></div><div></div><div></div><div></div></div><div><div></div><div></div><div></div><div></div><div></div></div></div> <div><div>How many tens are in 67?</div><div>Which is greater, a litre or a millilitre?</div><div>Complete using <, > or =</div><div>3 g ○ 3 kg</div><div>Add 12 and 27 together.</div></div> <div><div>Complete the number track.</div><div><div>100</div><div>200</div><div>300</div><div></div><div>500</div><div>600</div></div><div>How many millilitres of liquid are in the jug?</div><div><div>Which is longer, 36 cm or 3 m?</div><div>Find the difference between 35 and 17</div></div></div>	<div><div><div>• How would you feel if you never had to tidy your room again?</div><div>• Do you want home work to be quick and simple?</div><div>• Amazing adjectives - Velvety chocolate</div><div>• Delicious delights</div><div>• Fantastic football game</div><div>• Incredible taste</div><div>• Smooth, creamy caramel</div></div><div>Now use these skills to persuade your adult to watch your favourite film with you.</div></div>	
Thursday 1.10.20	<div><div>Try out the following questions, talk your answers through with your grown-ups.</div><div>Write out the questions and then add your answers?</div><div><div>How many tens are in 67?</div><div>Which is greater, a litre or a millilitre?</div><div>Complete using <, > or =</div><div>3 g ○ 3 kg</div><div>Add 12 and 27 together.</div></div><div><div>Complete the number track.</div><div><div>100</div><div>200</div><div>300</div><div></div><div>500</div><div>600</div></div><div>How many millilitres of liquid are in the jug?</div><div><div>Which is longer, 36 cm or 3 m?</div><div>Find the difference between 35 and 17</div></div></div></div>	<div><div>Starter:</div><div><div>• because</div><div>• but</div><div>• Although</div></div><div>Use each of these words in a sentence. First say it to your adult. Then write them.</div><div>Use the check list from Tuesday.</div><div>What is persuasion and why do we use it?</div><div>Disney has decided to stop making fun films.</div><div>Write a paragraph to persuade them to keep making; exciting, interesting and fun films.</div><div>Use word mat supplied.</div><div>What have we been learning today?</div><div>Have you been successful?</div><div>How do you know?</div></div>	<div><div>MFL</div><div>Have a go at learning the numbers to 10 in French. Use the PowerPoint slides to learn the numbers.</div></div>

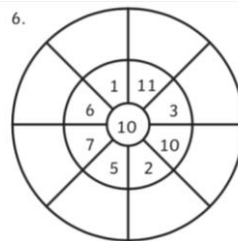
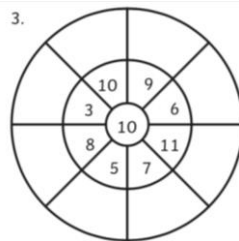
Friday
2.10.20

Today we are going to focus on counting in multiples of 2. Can you copy the below multiplication wheels and fill in the missing parts.

Multiplication Wheels



Challenge – Can you remember your 10 times tables from last week.



<https://www.youtube.com/watch?v=OCxvNtrcDIs>

Listen and join in with the song

<https://www.topmarks.co.uk/Search.aspx?q=multiples%20of%202>

Try out some of the multiples of 2 games on top marks, there's lots to choose from.

Common noun = person, place or thing that doesn't need a capital letter *e.g. man, shop, game, book, river.*

Proper noun = person, place or name of something that starts with a capital letter *e.g. Millie, Oxtan, Europa Swimming Pool, River Dee.*

Adjective = describing word

Verb = doing word (often ends in 'ing')

Task one

Copy and underline all of the common nouns and circle all of the proper nouns in each sentence.

1. Henry plays games on his computer.
2. Mr Fan runs in the park every Sunday.
3. Caroline lives in an apartment in Caston St.
4. Dr Flood is flying on a plane to Norway.
5. Neena's birthday is in March.
6. Fluffy likes playing catch in Victoria Park.
7. Did you see William at the party on Saturday?
8. Gerrard scored a goal for Liverpool on Tuesday night.
9. New Brighton was flooded because of the heavy rain.
10. Quinn saw Vebus through her telescope.

Task two

Copy and underline the adjectives in these sentences:

1. The little man carried the heavy box across the wide street.
2. The red house stood at the bottom of the deep valley.
3. The narrow road was long and

Art

We are continuing to look at the art of Joan Miro. This week we are focusing on line drawings and thinking about the size and thickness of the lines that we use in our drawings.



Try to recreate this piece of art, think about how you vary the thickness of the lines you are using.

			<p>the children were tired.</p> <ol style="list-style-type: none">4. The log burned brightly in the old fireplace.5. The young lady sat down on the soft, green cushion.6. The busy bee flew to the bright flowers to gather honey.	
--	--	--	---	--