

Year 3 Remote Learning – Term 1 Week 6 (5.10.20)

Hello Year 3,


Please see below for the activities that we would like you to complete this week. In English we are continuing with writing a persuasive letter, we should finish it this week.

In maths we are continuing with place value with a focus on 3-digit numbers. For our topic learning we are starting to look at our topic called 'Through the Window'.

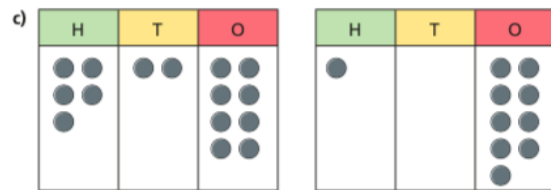
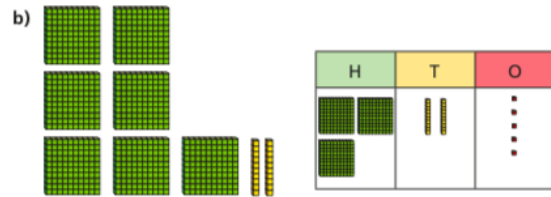


Year 3 Team

	<u>Reading / SPaG</u>	<u>Maths</u> Copy out the questions in your books and then write the answers.	<u>English</u>	<u>Topic</u>
Monday 5.10.20	<p>Spelling: Play spelling frame for at least 10 minutes per day</p> <p>Reading Show an enjoyment for reading by reading a book of your choice. Aim to read for at least 10 minutes per day.</p>	<p>Place Value Comparing objects</p> <p>Recap the below clip, it is all about the crocodile symbols to compare numbers. Can you remember how to draw the crocodile symbols, what do we do if the numbers are the same? https://www.youtube.com/watch?v=rLZbniMGAVA</p> <p>Starter Look at the image is it True or False How do you know?</p> <p>2 Which is the greater number in each pair?</p> <p>a)</p>	<p>Spellings clothes could cold door even Starter: The man and the dog went to the park. Improve the sentence by adding two adjectives. Discuss with your adult What have we learnt so far about persuasive letters? Use the check list below.</p>	<p>Geography</p> <p>This week we are looking at time zones around the world. Use the PowerPoint slides to find out more, there are activities on the slides for you to have a go at.</p>

Use **more than** or **less than** to complete the comparison.



Use **greater than** or **less than** to complete the comparisons.



Formal letter structure

Address

Date

Dear Sir / Madam or name

Yours sincerely / faithfully

Persuasive writing

Present tense

Logical connectives - first, next, secondly, before, after, then

Cause and effect connectives - so, because, consequently, however

Powerful verbs and strong adjectives

Use emotive language, exaggeration and be enthusiastic - make opinions sound like facts

Give reasons for and against

Convincing words / flattery - surely, clearly, obviously

Rhetorical questions

Exaggeration - To make something sound better than it really is!

- The holiday of a lifetime!
- This will change your life forever!
- Be amazed at what this can do for you!

Rhetorical question - To get the reader thinking carefully about the point you are making.

- How would you feel if you never had to tidy your room again?
- Do you want home work to be quick and simple?
- Amazing adjectives - Velvety chocolate
- Delicious delights
- Fantastic football game
- Incredible taste

Write >, < or = to compare the numbers.

a)

H	T	O
■ ■ ■ ■ ■ ■ ■ ■		●

H	T	O
■ ■ ■ ■ ■ ■ ■ ■		●●

b)

H	T	O
●	●●	●●●●●●●●●●

H	T	O
■ ■ ■ ■ ■ ■ ■ ■		


- Smooth, creamy caramel

Use word bank supplied

Tuesday
6.10.20

Place Value
Comparing numbers

Starter
Look at the image is it True or False
How do you know?



The same answer could be used
in both number sentences.

$945 < ? < 954$

$950 > ? > 947$

Use letter supplied
You are replying to this letter and it will help if you and your adult if you research recycling – why it is a good idea as this will give you information to include.

Today you are beginning to plan your response (reply)

1. Introduction
Introduce yourself and say what you are writing about.

2. Persuade
Use persuasive language to convince the reader to do something.
Give all your reasons and use the persuasive word mat to include persuasive language.

3. Summarise
Give main reason again and include a rhetorical question.
Plan on format supplied.

PE

Do something active for 30 minutes.
Try this link.
<https://www.youtube.com/embed/BN7M-uQSOYE>

1 Which number is smaller?

100s	10s	1s	100s	10s	1s
3	5	9	7	1	2

2 Which number greater?

100s	10s	1s	100s	10s	1s
8	0	5	8	1	7

3 Tick the greater number.

100s	10s	1s	100s	10s	1s
0	3	7	3	7	0

4 Circle all the numbers greater than 350

700 396 299 167 342 400

5 Circle all the numbers less than 718

634 800 715 720 66 1,000

How did you work out the answers?
Can you explain it to a grown up in your home?

Write $<$, $>$ or $=$ to make the statements correct.

a) 176 ○ 281

e) 1,000 ○ 699

b) 397 ○ 452

f) 820 ○ 90

c) 757 ○ 747

g) 392 ○ $300 + 90 + 2$

d) 812 ○ 810

h) 392 ○ $300 + 90 + 3$

Challenge

Create some questions of your own and give to a grown up to work out?

Wednesday
7.10.20

Place Value
Ordering numbers

Continue your planning of a persuasive letter – use the checklist below to assess

Science
<https://www.bbc.co.uk/teach/clas>

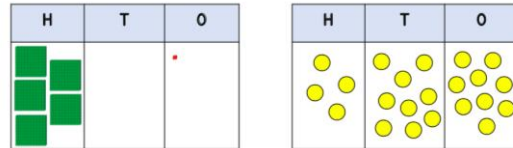
Starter

Look at the image is it True or False

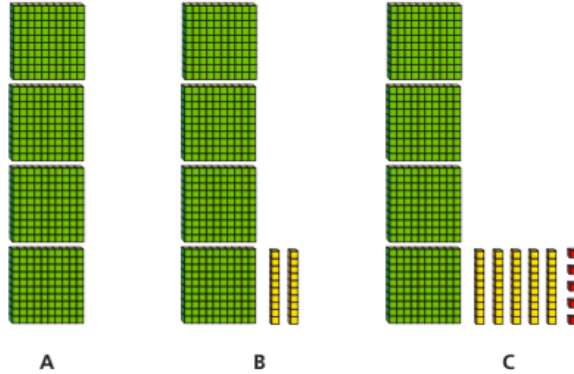
How did you work it out?



Both numbers are smaller than 500



Which is the smallest number: A, B or C?



Which is the greatest number in each list?

- a) 250 400 130 290
- b) 315 390 326 305
- c) 718 712 710 719 716
- d) 435 348 438 84

your progress.

Persuasive Letter checklist

Features of a letter: address on left, date underneath, greeting

An opening sentence that hooks the reader and explains why you are writing.

Expectation

An introduction, at least 3 paragraphs and a conclusion.

Each paragraph has a different point.

Each point has facts and evidence to support it.

The letter only shows one point of view.

It includes connectives such as: however, therefore, furthermore.

The letter includes powerful adjectives.

Includes rhetorical questions to make the reader think.

The conclusion summarises the main points and gives an opinion.

[s-clips-video/science-ks1-ks2-ivys-plant-workshop-classifying-and-grouping-plants/zh9jvk7](https://www.youtube.com/watch?v=s-clips-video/science-ks1-ks2-ivys-plant-workshop-classifying-and-grouping-plants/zh9jvk7)

Watch the clip on the link above. Choose one of the plants in the video and make a poster labelling its key characteristics.

Write each list of numbers in order.
start with the smallest number.

- a) 412 718 429 405
 b) 73 99 200 620
 c) 1,000 595 509 95

Write two numbers that are greater than 644 and less than 652

a) Write the weights of the boxes in order. Start with the lightest box.



a) These are the heights of the people in one family.

John	Gemma	Brett	Kim	Dani
185 cm	126 cm	175 cm	53 cm	170 cm

Who is the 3rd tallest person?

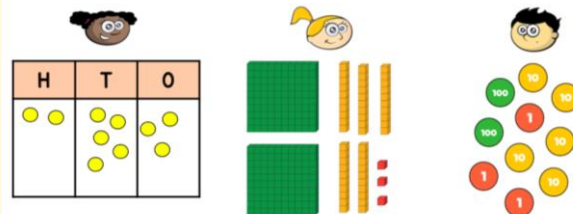
Place Value Number Lines

Starter

Look at the image is it True or False



Each child has represented the same amount.



Thursday
8.10.20

Write your persuasive letter today.
Again keep referring to check list and your plan.
Make sure you use your best cursive handwriting so that it can be displayed when you come into school.

Persuasive Letter checklist
 Features of a letter: address on left, date underneath, greeting
 An opening sentence that hooks the reader and explains why you are writing.
 Has an introduction, at least 3 paragraphs and a conclusion.
 Each paragraph has a different point.
 Each point has facts and evidence to support it.
 The letter only shows one point of view.
 It includes connectives such as: however, therefore, furthermore.

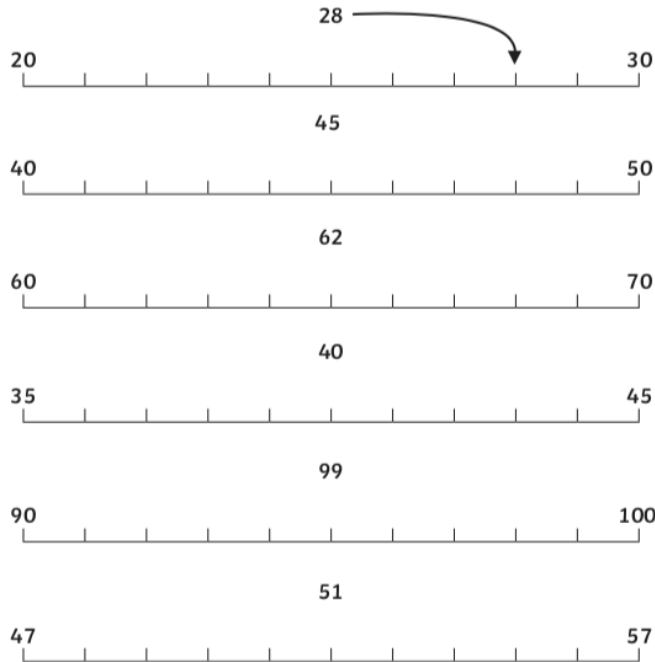
RE

In RE we have been learning about Christianity. Christians pray for many reasons. One of the reasons that Christians might pray could be for our world and our environment. Have a go at writing a prayer that a Christian could say about our environment.



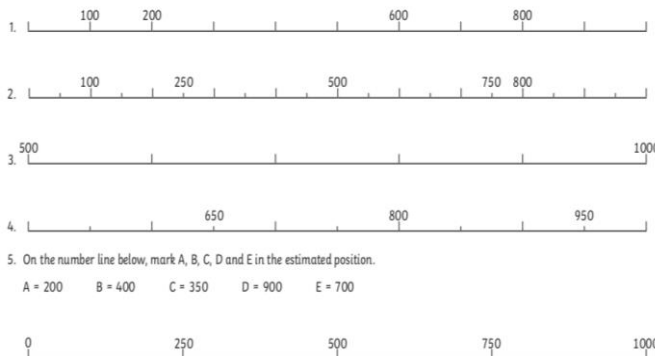
Using a Number Line

Draw arrows to show where the numbers belong on the number lines.
The first one has been done for you.



Filling in Missing Numbers on a Number Line

The number lines below are not quite complete. Use your knowledge of the number system and fill in the missing numbers.



Challenge: Can you create a number line for the numbers between 1000 and 2000?



The letter includes powerful adjectives.
Includes rhetorical questions to make the reader think.
The conclusion summarises the main points and gives an opinion.

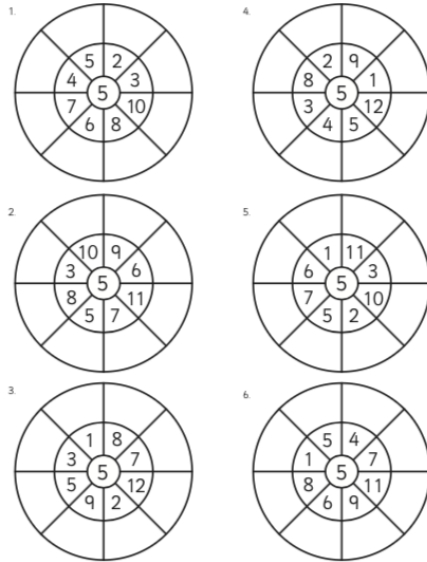
Friday
9.10.20

Challenge

Can you draw your own number lines in jumps of 1s, 2s, 5s and 10s?

Today we are going to focus on counting in multiples of 5. Can you copy the below multiplication wheels and fill in the missing parts?

**5 Times Table Multiplication
Wheels**



Listen and join in with the song

<https://www.youtube.com/watch?v=2KyDZ7fIRfE>

<https://www.timestables.co.uk/5-times-table.html>

Play the 5 times table game

Challenge

Have a go at creating your own board game

Verb in the past tense

Regular verbs (add **-ed** in past tense)

play → played

laugh → laughed

need → needed

look → looked

ask → asked

ask → called

Art

We have been looking at Joan Miro and line drawing. Use this technique to draw your ideal garden.



Here is an example.



© CanStockPhoto.com - csp59851926

5x Table Multiplication and Division

Roll the dice and work out the multiplication or division you land on. The winner is the first to finish!

Start					35 ÷ 5	5 + 1	Move forward 1 space	11 × 5
5 × 2	Roll the dice and work out the multiplication or division you land on. The winner is the first to finish!				Help a friend		Move forward 4 spaces	55 ÷ 5
25 ÷ 5	Go back to start	5 × 5	50 ÷ 10		8 × 5		Move back to 35 ÷ 5	
			3 × 5		40 ÷ 5	Move back to 45 ÷ 5		
20 ÷ 2	10 × 5	35 ÷ 5	Miss a go		7 × 5		12 × 5	
5 × 4					50 ÷ 5		15 × 5	
Go back 2 spaces	60 ÷ 12	9 × 5	45 ÷ 5	10 ÷ 2	Move forward 3 spaces	6 × 5	Finish	

Irregular verbs (they break the rules! You just h

go	→	went
say	→	said
make	→	made
take	→	took
think	→	thought
is	→	was

Complete the table with the correct form of the verb:

Present tense	Past tense
have	
	watched
wait	
see	
	went
	jumped
blink	
do	
	got

Copy and complete in your book



Oh dear! Some of the verbs in this text are in the wrong tense or have the wrong endings! Re-write the text with the correct forms of the verb.

An alien appeared from the spaceship. He weared only a coat and some strange boots. He comed down the ramp and walk towards me slowly. I wasn't sure whether I should be scared or fascinated! He camed closer and closer but, to my surprise, he wented straight past me! I seed him look around him before he goed down the lane towards the village so I follow him to see what he do.

Correct the verbs in the paragraph and copy it out correctly in your book