

Year 6 Remote Learning – Week Beginning 5th October 2020

Please make sure you are reading every day and practising times tables. You can use TT Rockstars and your log-in details are in your Reading Record. You can record what you are reading in your Reading Record. You can also practise spelling and handwriting using the vocabulary from the Topic timetable below.

Maths
 For short teaching videos relating to each daily topic, please go to <https://resources.whiterosemaths.com/resources/year-6/autumn-block-2-four-operations/> and find the relevant video. We have not included the worksheets that are referred to in the videos, but the questions below relate to the learning in the videos.

Monday

Multiply by 2 digit numbers
 Watch the video for multiplying by 2 digits to understand the method

Work out the multiplications.

a) $52 \times 34 =$ b) $22 \times 56 =$

c) $46 \times 64 =$ d) $47 \times 63 =$

Tuesday

Continue reasoning about multiplying by 2 digit numbers

a)

			4	3
x			1	3
		1	2	9
		4	3	0

(43 × 3)

(43 × 10)

b)

			2	1
x			1	6
		1	2	6
		2	1	0

(×)

(×)

c)

x				
		1	0	5
		4	2	0

(21 × 5)

(21 × 20)

Mo is calculating 34×23
 Here is his working.

			3	4
x			2	3
		1	0	2
			6	8
		1	7	0

What mistake has Mo made?
 What is the correct answer?
 You may use the blank grid for your workings.

Wednesday

Multiplying 3 digits – please watch video to understand method then complete calculations

- 254x21
- 329x23
- 278x29
- 354x37
- 423x32

Thursday

Multiplying 4 digits – watch video then complete calculations

a)

		1	2	3	5		
	x			5	3		
<hr/>							
<hr/>							
<hr/>							
<hr/>							

b)

		4	0	3	6		
	x			2	4		
<hr/>							
<hr/>							
<hr/>							
<hr/>							

c)

		6	9	7	8		
	x			7	6		
<hr/>							
<hr/>							
<hr/>							
<hr/>							

Friday

Mental Arithmetic

English
 The focus of this week's English learning is to write a formal letter.
 Please use Spelling Frame to help you learn your spellings.
 If you want to, print off the resources, but you can just write on paper you have at home or use your Home Learning book.

Monday

lie	chief	shield	ceiling	vein	weird
die	pierce	yield	receive	rein	protein
pie	field	science	receipt	reign	their
tie	priest	relief	deceit	veil	either
thief	fierce	pier	perceive	weigh	neither
belief	mischief	patient	conceit	freight	height
grief	quiet	view	neice	eight	heir
brief	friend	ancient		neighbour	
piece	medieval	glacier		sovereign	
review	obedient				
fiery					

Which spelling is most common?
 Are there any sounds which are only represented by one of these graphemes?
 Which words are tricky exceptions?

Spelling
 Use a strategy to learn tricky words.
 For example, pyramid writing, bubble writing, using different colours, look say cover write check etc.

Reading comprehension
 The reading comprehension is to help you get better at:

- retrieving information,
- using clues to understand what isn't said or shown
- understanding the author's choice of words

Tuesday

Which is a sentence, phrase and clause? Explain

Toxic Waste sweets
 hates Toxic Waste sweets
 Mrs Miranda hates Toxic Waste sweets.

SPaG
 Have a go at answering the question.
 Then click on the link to watch the video. <https://www.youtube.com/watch?v=7LnImEWTn9k>
 Where you right?
 Can you explain now the difference between a sentence, phrase and clause?

Activity
 Create a poster to show the differences using your own examples.

Wednesday


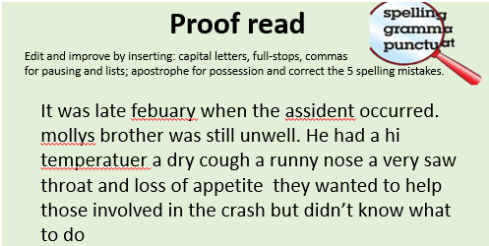
Adjectives
Descriptive adjectives
 smell, taste, texture, appearance and shape
 e.g. Sid bought Jane a diamond ring.
 Timmy has an expensive watches.
 The book was tatty and old.








Proper adjectives:
 these are formed from proper nouns
 e.g. While in Africa I heard the African drums.
 I play football in Italy and I belong to the Italian team.

Using the nouns create sentences that contain descriptive adjectives.
 Then use the nouns to create sentences that contain proper adjectives.

English
 Why do people write letters?
 What other ways do we communicate?
 What is the best way to communicate if we want to:
 - talk to a friend?
 - talk to the Prime Minister?

Activity

	Using the example text identify the features of formal letter writing	
Thursday	 <p>Spelling Frame Spelling rule 45 Words with the /i:/ sound spelt ei after c</p>	<p>Spelling Use Spelling Frame to learn 'ie' and 'ei' spellings.</p> <p>English Plan a letter as a survivor of the tragic Titanic disaster. You will be writing to the White Star Line company, who built the Titanic. What would you say to them?</p> <p>For ideas click on the link to watch the a video on one of the Titanic survivors https://www.bbc.co.uk/programmes/p029z376</p>
Friday	 <p>Proof read Edit and improve by inserting: capital letters, full-stops, commas for pausing and lists; apostrophe for possession and correct the 5 spelling mistakes.</p> <p>It was late febuary when the assident occurred. mollys brother was still unwell. He had a hi temperatuer a dry cough a runny nose a very saw throat and loss of appetite they wanted to help those involved in the crash but didn't know what to do</p>	<p>SPaG starter</p> <p>English Use this address to write your letter to the Oceanic Steam Navigation Company, commonly known as the White Star Line: Headquarters White Line Star London SW1 4PQ</p> <p>Then proofread your writing to improve, words chosen, spelling, grammar and the use of full stops and capital letters.</p>

Topic	
Monday	<p>History – Who was on board the Titanic? To investigate people on board the Titanic Use the History information (lesson 4) to gain more of an understanding of how to find out who was on board the Titanic. Then complete the activity.</p>
Tuesday	<p>Science - Refraction Watch the video https://www.youtube.com/watch?v=95V-QJYZ2Dw While you are watching, think about: What happens when light travels from air into another transparent material, such as glass, plastic or water? How does a lens focus light?</p> <div style="display: flex; justify-content: space-around;"> <div data-bbox="378 501 875 868" style="border: 1px solid lightblue; padding: 5px;"> <p style="text-align: center;"><u>Refraction Riddle</u></p> <div style="display: flex; align-items: center;"> <div style="background-color: yellow; padding: 5px; margin-right: 10px;"> <p><i>This photo shows the effect created when light is refracted.</i></p> </div>  </div> <p style="background-color: blue; color: white; padding: 2px; text-align: center;">What is happening?</p> </div> <div data-bbox="913 501 1449 911" style="border: 1px solid lightblue; padding: 5px;"> <p style="text-align: center;"><u>Refraction Riddle</u></p> <p style="text-align: center;">These children are talking about why the straw looks broken, when they know it isn't. Who do you agree with? Why?</p> <div style="display: grid; grid-template-columns: 1fr 1fr; gap: 10px;"> <div style="background-color: yellow; padding: 5px;">  <p>I think the water has bent the straw so it looks like it has broken.</p> </div> <div style="background-color: yellow; padding: 5px;"> <p>The light can't travel through the glass properly and the ray of light is broken. This makes the straw look broken.</p>  </div> <div style="background-color: yellow; padding: 5px;">  <p>Light travels at different speeds through water and glass, making the ray of light bend. This makes the straw look bent or broken.</p> </div> <div style="background-color: yellow; padding: 5px;"> <p>The straw is opaque and the glass is transparent, which causes light to be twisted, making the straw look bent and broken.</p>  </div> </div> </div> <div data-bbox="1507 501 1982 852" style="border: 1px solid lightblue; padding: 5px;"> <p style="text-align: center;"><u>What is Refraction?</u></p> <div style="display: flex;"> <div style="background-color: blue; color: white; padding: 5px; margin-right: 10px;"> <p>Light waves travel at a different speed when they go through other transparent materials, such as water or glass. This causes the rays of light to change direction and bend. This is known as refraction.</p> <p>Refraction creates illusions. Because light bends when it travels between air and water or glass, objects seen through these materials look bent or distorted.</p> </div>  </div> </div> </div> <div data-bbox="405 900 913 1257" style="border: 1px solid lightblue; padding: 5px; margin-top: 10px;"> <p style="text-align: center;"><u>Amazing Arrow</u></p> <div style="background-color: yellow; padding: 5px;"> <p>You will draw a horizontal arrow on a small piece of paper. Then hold the piece of paper behind a glass filled with water.</p> </div> <div style="background-color: yellow; padding: 5px; margin-top: 5px;"> <p>What do you predict will happen?</p> </div> <div style="background-color: yellow; padding: 5px; margin-top: 5px;"> <p>Try it out and describe your observations.</p> </div> <div style="background-color: yellow; padding: 5px; margin-top: 5px;"> <p>Was your prediction accurate? Can you explain what happened and why, using your understanding of refraction?</p> </div>  </div>
Wednesday	<p>Geography – Local area Research the physical features of London.</p>
Thursday	<p>Music - Music - Read through the lyrics to 'Moonstruck' and watch the clip https://www.youtube.com/watch?v=lyp7aQ00yc8</p>

	What do you think of the performance by Gertie Millar? Jimmy from 'Survivor' says 'it's a daft song about the moon'. Do you agree or disagree? Why?
Friday	Art – paint a seascape picture.