



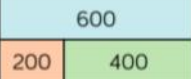






Year 3 Remote Learning – Term 1 Week 7 (19.10.20)

Hello Year 3,

Please see below for the activities that we would like you to complete this week. In English we will be writing a newspaper report. In maths we are continuing with place value with a focus on adding and subtracting. For our topic learning we are starting to look at our topic called 'Through the Window'.

Year 3 Team

	<u>Reading / SPaG</u>	<u>Maths</u>	<u>English</u>	<u>Topic</u>																
Monday 19.10.20	<p>Spelling: Play spelling frame for at least 10 minutes per day</p> <p>Reading Show an enjoyment for reading by reading a book of your choice. Aim to read for at least 10 minutes per day.</p>	<p style="text-align: center;">Addition and Subtraction – adding numbers within 1000</p> <p>Starter Write down as many words as you can that mean the same as addition.</p> <p>In your books, complete the following questions.</p> <div style="border: 1px solid black; padding: 5px;"> <p>Complete:</p> <p> 2 ones and 3 ones is equal to ___ ones.</p> <p> 2 tens and 3 tens is equal to ___ tens.</p> <p> 2 hundreds and 3 hundreds is equal to ___ hundreds.</p> <p>Complete each box for 400 + 500</p> <table border="1" style="width: 100%; text-align: center;"> <tr> <td style="width: 25%;">Draw It</td> <td style="width: 25%;">Write It __ hundreds and __ hundreds is equal to __ hundreds</td> <td style="width: 25%;">Part-Whole </td> <td style="width: 25%;">Number Sentence __ + __ = __</td> </tr> </table> <p>Use the bar model to complete the number sentences.</p> <table style="width: 100%; text-align: center;"> <tr> <td></td> <td>__ + __ = 600</td> <td>600 = __ - __</td> </tr> <tr> <td></td> <td>__ + __ = 600</td> <td>600 = __ - __</td> </tr> <tr> <td></td> <td>__ - __ = 400</td> <td>400 = __ - __</td> </tr> <tr> <td></td> <td>__ - __ = 200</td> <td>200 = __ - __</td> </tr> </table> </div> <p>Challenge Can you create your own addition number sentences and show it by drawing, writing, part-whole and as a number sentence?</p>	Draw It	Write It __ hundreds and __ hundreds is equal to __ hundreds	Part-Whole 	Number Sentence __ + __ = __		__ + __ = 600	600 = __ - __		__ + __ = 600	600 = __ - __		__ - __ = 400	400 = __ - __		__ - __ = 200	200 = __ - __	<p>Spellings find floor gold grass great</p> <p>Starter: On paper</p> <div style="background-color: yellow; padding: 5px; text-align: center;"> <p>For each piece of text below, pick which box should have the ? or !</p> </div> <div style="background-color: #e6f2ff; padding: 5px;"> <p>Sam asked, “Can I go to the toilet <input type="checkbox"/>” <input type="checkbox"/> after he had sat down in the car. <input type="checkbox"/></p> </div> <div style="background-color: #e6ffe6; padding: 5px;"> <p>“Wow <input type="checkbox"/>” <input type="checkbox"/> exclaimed Benny, “I can’t believe I got full marks.”</p> </div> <div style="background-color: #ffe6e6; padding: 5px;"> <p>My mum whispered <input type="checkbox"/>, “Would you like to eat the last bit of ice-cream <input type="checkbox"/>” <input type="checkbox"/></p> </div> <p><u>What do I already know about Newspaper Reports?</u></p> <p><u>What is the purpose of a newspaper?</u> Photographs</p> <ul style="list-style-type: none"> The photo shows us a snapshot of what happened, where it happened or who it happened to. It should make the reader “feel something” so that they want to read the article. If possible it should show action. 	<p><u>Science- grouping invertebrates</u></p> <p>Watch the link below, there are 2 videos that you can watch. https://www.bbc.co.uk/bitesize/topics/zn22pv4/articles/z8mbqhv</p> <p>Once you have watched the clips, attempt the quiz at the bottom of the webpage.</p> <p>Extension- draw and label some invertebrates.</p>
Draw It	Write It __ hundreds and __ hundreds is equal to __ hundreds	Part-Whole 	Number Sentence __ + __ = __																	
	__ + __ = 600	600 = __ - __																		
	__ + __ = 600	600 = __ - __																		
	__ - __ = 400	400 = __ - __																		
	__ - __ = 200	200 = __ - __																		



Captions

- A caption goes underneath a photo to identify something or someone and to give us more information.



Use the above picture to create different captions and quotes. Come up with a caption for each of the pictures on paper. Using the same pictures, think of what the characters might be saying (using your knowledge of the rhymes/stories) **Write a quote for the two pictures. Remember to punctuate your speech correctly.**

Tuesday
20.10.20

Addition and Subtraction – add and subtract 1s

Starter

Write down as many words as you can that mean the same as subtraction.


In your books, complete the following questions.

- A caption goes underneath a photo to identify something or someone and to give us more information.

Continue the pattern

$$22 = 29 - 7$$

$$22 = 28 - 6$$

Can you create an addition pattern by adding in ones and starting at the number 13? 

Continue the number tracks below.

31			34		
----	--	--	----	--	--

		45			48
--	--	----	--	--	----

			67		
--	--	--	----	--	--

	13				
--	----	--	--	--	--

Challenge

True or False?

These four calculations have the same answer.

$$1 + 4 + 2$$

$$4 + 2 + 1$$

$$2 + 4 + 1$$

$$4 + 1 + 2$$

Starter
On paper

For each sentence below, state whether they are a question, command or statement.

1. He liked the sandwich I made for him
2. Can I go to the toilet
3. Wow
4. Please wait over there
5. Do you know the way to Florida
6. Go outside and wash your shoes
7. Eat that cake now
8. I may like to come with you tomorrow

Now pick ! ? or . to end each sentence.

Recap what you know about newspaper reports and explain this to your adult.

- What is the purpose of a newspaper report?
- What should every newspaper report include?
- Where can you look to help you find out what every newspaper report should include?

BREAKING NEWS!
“BEAR’S BURGLED”

The Tales Times
Bears Burgled!

Bears have had loads of stuff nicked after a girl got in and took it.

It was taken on Saturday.

The bears were not at home.

“We went out for a walk to let our porridge cool down”, said Mrs Bear.

The Bears came back to find



Have you seen this girl?

It was only when the Bears went upstairs that they found

The bears described her as ...

Let’s carefully think about the re-orientation.

PE

Do something active for 30 minutes.

Try this link.

<https://www.youtube.com/embed/LhYtcadR9nw>

These four calculations have the same answer.

$$7 - 3 - 2 \qquad 2 - 3 - 7$$

$$3 - 2 - 7 \qquad 7 - 2 - 3$$

Explain why they are true or false?

Shared write the main bulk of the article with your adult and then write the re-orientation independently.

Re-Orientation

- Brings back to the Present Tense.
- Gives information on what is happening now.

Police are now searching...

The bears have now...

Wednesday
21.10.20

Addition and Subtraction – add and subtract 1s from a 3-digit number


Starter

With someone in your household, count up in 1s from 0, when you land on a multiple of 2 shout fizz.

In your books, complete the following questions.

Challenge

Alex thinks the chart shows $456 - 4$
Do you agree?

Hundreds	Tens	Ones
		

Explain why.

Starter:
On paper

Look at the underlined words. Which are **nouns** and which are **adjectives**? Make two lists on your whiteboards.

I thought the play was boring but James said he was excited when he listened to the songs.

Carefully I opened the box. Inside I found a red hat and a blue coat.

Yesterday I bought: a new pencil; 15 handmade cookies; a selection of pens and a large grapefruit.

Use this link for the story – Stuck
<https://www.youtube.com/watch?v=ZbjgDn0rqFg>

Discuss with your adult

- Who ?
- What?
- Where?
- When?
- Why?

Black History Month

In school we are going to be looking at the achievements of black people. Use the link below to find out about the life of Mary Seacole. There are several videos to watch- you might want to make notes, as this will help you with tomorrow's activity.

<https://www.bbc.co.uk/teach/school-radio/english-ks1-ks2-english-victorians-life-of-mary-seacole/zj7vscw>

Hundreds	Tens	Ones

Use the place value grid to complete the calculations.

$$214 - 3 = \underline{\quad\quad}$$

$$214 + 3 = \underline{\quad\quad}$$

Complete:

$356 - 5 =$	$356 - 5 =$	$356 - 5 =$
$357 - 5 =$	$356 - 4 =$	$366 - 5 =$
$358 - 5 =$	$356 - 3 =$	$376 - 5 =$
$359 - 5 =$	$356 - 2 =$	$386 - 5 =$

Jack has 534 team points and gets four more.
Tommy has 534 team points and loses four of his.
How many team points does each person have?
Who has the most?

What do you think it would have been like being a witness?
Who would you want to talk to to write a good news article about this event?



Come up with 2 (or more) questions to ask each character.

Time for Activity I...
HOT SEAT



Pretend to be one of the characters from the story and your adult needs to ask you questions so that you can understand the personality of that character.

Record a quote for each of the characters.

Imagine you are that character... think about what you would say!

Can you write a caption for each of the character pictures above?

Thursday
22.10.20

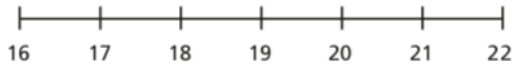
Addition and Subtraction – add 2-digits and 1-digit

Starter

With someone in your household, count up in 5s from 0, when you land on a multiple of 10 shout fizz.

Copy out the below questions into your workbook

- i** a) Use the number line to complete the calculations.



$16 + 1 = \square$ $16 + 4 = \square$

$16 + 2 = \square$ $16 + 5 = \square$

$16 + 3 = \square$ $16 + 6 = \square$

- b) Work out $16 + 7$

$16 + 7 = \square$

Tell your grown up how you worked it out.

Let's share our quotes.
Can your adult guess which character it is?

Starter:

Select the correct plural for each sentence.

1. The child / children / childs are playing on the field.
2. Women / woman / womens / womans are welcome to use the upstairs toilet.
3. Sheeps / sheep look nice and warm with their thick coats
4. I like to watch the fishes / fish / fishs at the aquarium.
5. My foots / feets / feet ache today.
6. The mouses / mice / mices enjoyed the cheese.

Which of these sentences use the correct plural?

- a. The childs are eating lots of cake.
- b. Gentleman usually wear trousers or shorts.
- c. The children enjoyed watching the play.

Let's look at the article about Jack and the Beanstalk to recap the features of a newspaper report see attached

Planning Time

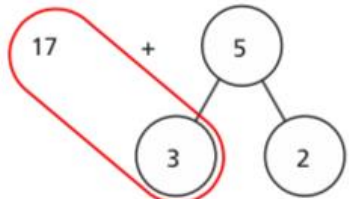
Using the boxed up plan, plan a newspaper article for the story of 'Stuck' revisit the story link if you think this will help.

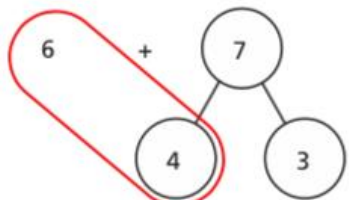
Black History Month

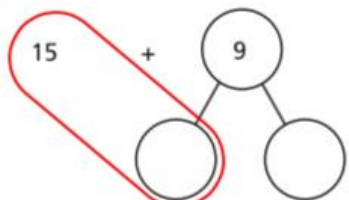
Using the learning from your research yesterday about Mary Seacole. Write a postcard pretending to be Mary. Imagine you are writing to a family member back at home. Tell them what you have been doing and what the war has been like.

2 Use number bonds to complete the additions.

The first one has been done for you.











a) 
 $20 + 2 = 22$

b) 
 $10 + 3 = \square$

c) 
 $\square + \square = \square$

Challenge

		<p>Here are three digit cards.</p> <div style="display: flex; justify-content: center; gap: 10px;"> <div style="border: 1px solid green; border-radius: 10px; width: 30px; height: 30px; display: flex; align-items: center; justify-content: center;">6</div> <div style="border: 1px solid green; border-radius: 10px; width: 30px; height: 30px; display: flex; align-items: center; justify-content: center;">7</div> <div style="border: 1px solid green; border-radius: 10px; width: 30px; height: 30px; display: flex; align-items: center; justify-content: center;">8</div> </div> <p>Place the digit cards in the number sentence.</p> <p>How many different totals can you find?</p> <div style="display: flex; align-items: center; justify-content: center; gap: 10px;"> <div style="border: 1px solid blue; width: 30px; height: 30px; display: flex; align-items: center; justify-content: center;">□</div> <div style="border: 1px solid blue; width: 30px; height: 30px; display: flex; align-items: center; justify-content: center;">□</div> <div style="font-size: 2em;">+</div> <div style="border: 1px solid blue; width: 30px; height: 30px; display: flex; align-items: center; justify-content: center;">□</div> <div style="font-size: 2em;">=</div> </div> <p>What is the smallest total?</p> <p>What is the largest total?</p> <hr style="width: 200px; margin-left: 0;"/>		
<p>Friday 23.10.20</p>		<p>Today we are going to carry on focusing on our 2 times tables and how if we know our 2 times tables, we can divide by 2s.</p> <p>Draw arrays for the 2 times tables, as shown below, once you have drawn the arrays group them into 2s.</p>	<p>Starter Re-write this paragraph using the correct punctuation.</p> <p>did you eat the last doughnut Hannah asked her little brother. no I had carrot sticks for my snack replied Zac innocently. then where questioned Hannah did the sugar all around your mouth come from. smiling mischievously, Zac responded I'm not sure, but it definitely wasn't from your doughnut</p> <p><u>Independent Writing</u> Write your newspaper article, reporting</p>	<p>Recycling In class this week we are going on a recycling experience. Use the link below to find out more about recycling and create a poster to encourage other children in our school to recycle.</p> <p>https://www.reusethisbag.com/articles/kids-guide-to-recycling</p>

	$2 \times 1 =$
	$2 \times 2 =$
	$2 \times 3 =$
	$2 \times 4 =$
	$2 \times 5 =$
	$2 \times 6 =$
	$2 \times 7 =$
	$2 \times 8 =$
	$2 \times 9 =$
	$2 \times 10 =$

on the story of 'Stuck'.

Remember to use your planning, and include all the newspaper features we have learned about.

Use the key features of a newspaper report to check that you are including the key features - see checklist below

Language Features
Written in the past tense and an impersonal style
Written in third person (he/she/it/they)
Organisational features
Use subject specific vocabulary: headline, columns, quotes, caption, pun
Headline that gets the reader's attention
Written in columns
The first paragraph is packed with interesting information (what, who, when and where?)
Events are told in time order
Final paragraph sums up the story so far
Contains facts about the story
Quotes from the people involved
Ends with the reporter's name and job title (Report by ---- local news reporter)

We created a list of key features that we would expect to see in a newspaper report. We will use this list to support our writing during this topic and also use it as a checklist to self-assess our hot task at the end of this unit.