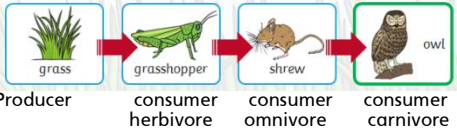

















































Year 2 Week 8 Remote Home learning Monday 19th October 2020

Day	English	Maths	Topic
M 19 th	<p>Play on spelling shed through the week.</p> <p>Think back on all our foundation subject learning this term. For example: Science in Forest school, continents in Geography, Peter and the wolf in Music, David Attenborough and Mary Anning in History, multi skills in PE.</p> <p>What have you enjoyed learning about and why?</p> <p>What would you like to improve on next term?</p> <p>Write answers to these questions in your book.</p>	<p>You could use the Topmarks website for some interactive games https://www.topmarks.co.uk/maths-games/5-7-years/counting</p> <p>Play on Numbots at home</p> <p>Practise your number bonds to 10 and 20 watch video here</p> <p>Complete the fact families on the sheet.</p> <p>For example:</p> <p>2 + 8 = 10 8 + 2 = 10 10 - 8 = 2 10 - 2 = 8</p>	<p>All creatures great and small</p> <p>Science</p> <p>Watch the videos to learn about food chains. https://www.bbc.co.uk/bitesize/clips/z96r82p</p> <p>https://www.bbc.co.uk/teach/class-clips-video/science-ks1-the-food-chain/zbr8d6f</p> <p>Draw three examples of your own food chains. Label it with the animal names, producer/consumer, herbivore, omnivore or carnivore.</p> <p>Example of a food chain:</p>  <p>Producer consumer herbivore consumer omnivore consumer carnivore</p>
T 20 th	<p>Use the pictures on the sheet to write the words using the split digraph patterns: a-e, e-e, i-e, o-e, u-e</p> <p>Choose three words from each column and write sentences using the words.</p>	<p>Count in 1s, 2s, 5s and 10s on a hundred square.</p> <p>Complete the missing 100 square below.</p> <p>For a challenge there are some small boxes a part of a 100 square and the missing numbers.</p>	<p>Music</p> <p>Listen to Prokofiev's Peter and the wolf. Use the sheet below to sequence the story. https://www.youtube.com/watch?v=6fBjh42PQdk</p>
W 21 st	<p>Write a riddle</p> <p>Read through the riddles and try to work out which animal they are describing from the clues.</p> <p>Write your own riddle to help somebody guess your chosen animal.</p>	<p>Addition fluency</p> <p>Recall number bonds to 10 and 20.</p> <p>Answer these quick fire questions.</p> <p>Challenge: Can you work out their corresponding subtraction number sentences. E.g. 3 + 2 = 5</p> <p>So... 5 - 3 = 2</p>	<p>RE</p> <p><u>How should we care for others and the world, and why does it matter?</u></p> <p>Our aim: I know who Mother Teresa was. I know how Mother Teresa cared and why.</p> <p>Watch the video about Mother Theresa https://www.youtube.com/watch?v=GeshHqkr-I5c</p> <p>What have we found out today?</p>  <p>Can you think of any other examples of people who care in our communities?</p>
Th 22 nd	<p>Do you know the alphabet? Watch and join in with this alphabet song. https://www.youtube.com/watch?v=75p-N9YKqNo</p>	<p>Count in 2s, 5s and 10s.</p> <p>Colour the dot to dot pictures adding 2 each time</p>	<p>PE – get physical get your heart racing. run, jump, hop and play some active games.</p>













































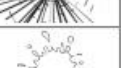
	<p>Write the alphabet using capital letters and lower case letters. Aa, Bb, Cc, Dd...</p> <p>Then write some adjectives and nouns for each letter of the alphabet.</p> <p>Example: amazing ants brilliant bears caring cats</p>	<p>for the first then adding 5 for the second.</p> <p>Challenge: Make your own dot to dot picture using counting in 10s</p>	<p>Join in with some super movers https://www.bbc.co.uk/teach/super-movers/ks1-maths-length-height/zdrx92p</p> <p>After all that running about watch and follow this cosmic kids yoga session Halloween special. https://www.youtube.com/watch?v=ArOzn2dtDdA</p>
F 23 rd	<p>Read through the letter to June below. Answer the questions by finding the phonemes.</p> <p>Play on spelling shed.</p> <p>Write sentences using your spelling words.</p>	<p>Halloween is approaching.</p> <p>Work out the addition calculations. Colour the square the correct colour.</p> <p>What picture will you reveal?</p>	<p>Art</p> <p>Halloween is coming up look at this website to inspire some of your own Halloween crafts. https://www.thebestideasforkids.com/halloween-crafts-for-kids/</p> 

English – Tuesday

Split Digraphs Table

o-e	e-e	u-e	a-e	i-e
				
				
				
				
				
				
				
				
				

Split Digraphs Table Answers

o-e		e-e		u-e		a-e		i-e	
	bone		delete		tube		lake		slide
	stone		theme		flute		race		bike
	cone		evening		cube		snake		five
	phone		even		prune		cake		prize
	gnome		concrete		mule		game		kite
	home		Eve		rude		rake		fire
	rope		swede		huge		snowflake		time
	globe		complete		flume		grape		shine
	nose		scene		cute		shapes		white

English: Wednesday

What Am I?

Look at the riddles below. Can you work out which animal I am? Don't forget to look at the pictures!

I am yellow and brown.
I eat leaves.
I have a very long neck.
I live in Africa.
I am a _____



I eat berries and fish.
I have four legs.
I live in the woods.
I am very big.
I am a _____



I can roar.
I have a mane.
I eat other animals.
I have sharp claws.
I am a _____



I live in a desert.
I have two humps.
I am tall.
I eat plants.
I am a _____



I can hop.
I have a pouch.
I have a long tail.
I eat plants.
I am a _____



I have four legs.
I have big ears.
I have a trunk.
I am very big.
I am a _____



I have a long tail.
I can swing from trees.
I have long arms.
I am very clever.
I am a _____



I eat lots of grass.
I look like a horse.
I have black and white stripes.
I have four legs.
I am a _____



I can hiss.
I don't have any legs.
I am long.
I have a forked tongue.
I am a _____



English Friday

Dear June,

I am on a fun trip to Crete. We are in a tent on a big campsite. It has a pool with a flume and a slide. When I am not in the pool, I like to ride my bike to the river and skim stones across the blue waves.



In the evening, we sit around in the tent and play games. The food is so good. Yesterday, I ate pie and cake for dinner.

In a few days, we will go on a green boat to a new town up the river. I think that we will see some bones and stone graves.

I cannot wait to see you when I get home.

Kate xxx

Questions

1. Find and sort the words with these split digraphs.

a-e	e-e	i-e	o-e	u-e

2. What does Kate do when she is not in the pool?
Tick **two**.

- going to the park skimming stones
 riding her bike flying a kite

3. What colour is the boat that Kate will ride in?

4. What do you like to do on holiday?









MUSIC Tuesday

WALT create a story board

S2S:

- I can retell the story 'Peter and the Wolf' verbally
- I can show the story on a story board
- I can explain my story board to others

The pictures are in the wrong order for the music. Put them in the right order for retelling the story.

			
Peter went into the meadow and met a bird.	Peter caught the wolf.	A cat tried to eat the bird.	Peter went to visit his grandfather.
			
Peter and the hunters brought the wolf to the zoo.	Grandfather got angry at Peter for going into the meadow.	Peter and the bird met a duck.	The wolf came out of the woods and ate the duck.

Maths Monday

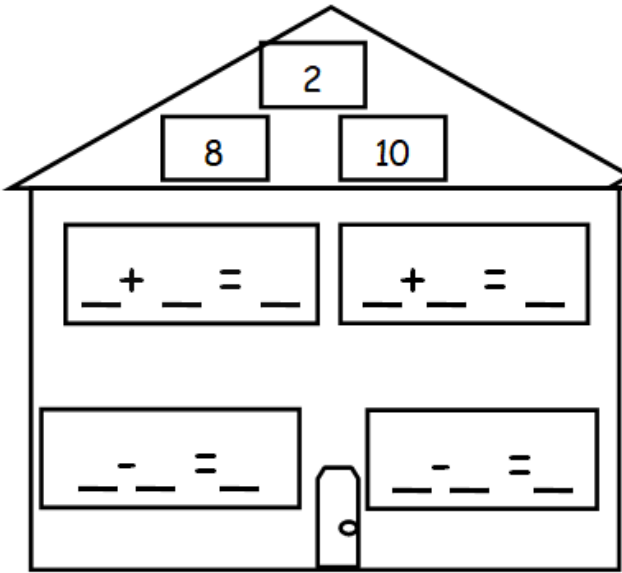
Complete the fact families for these addition calculations.

2

8 10

$_ + _ = _$ $_ + _ = _$

$_ - _ = _$ $_ - _ = _$

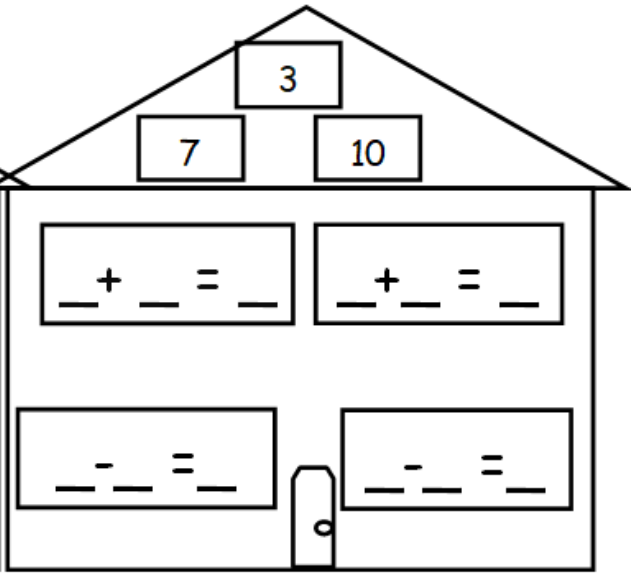


3

7 10

$_ + _ = _$ $_ + _ = _$

$_ - _ = _$ $_ - _ = _$

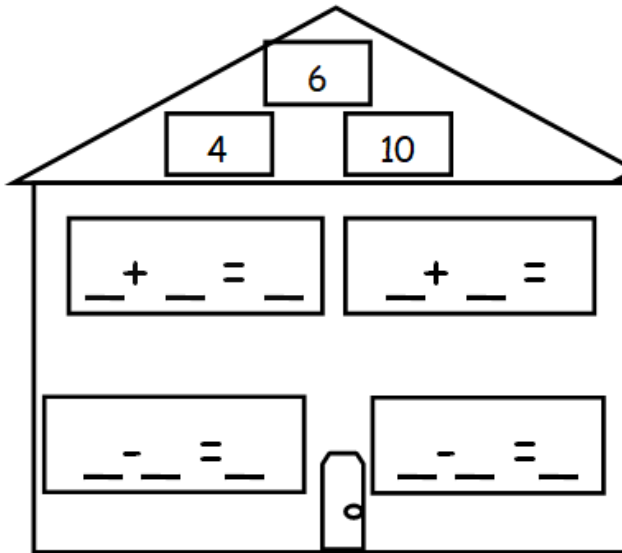


6

4 10

$_ + _ = _$ $_ + _ = _$

$_ - _ = _$ $_ - _ = _$

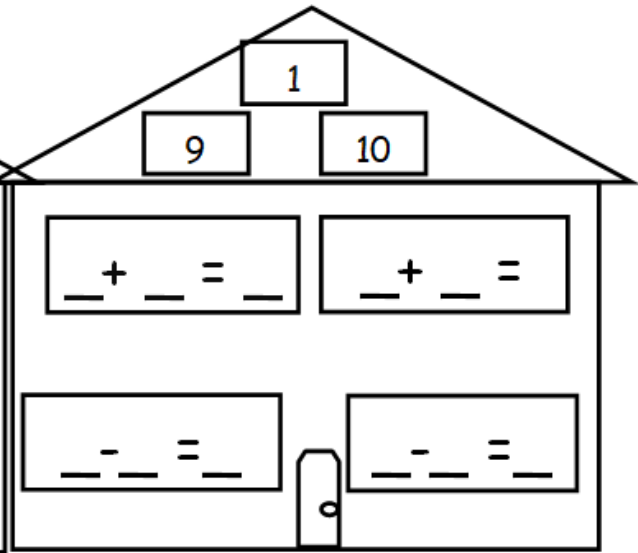


1

9 10

$_ + _ = _$ $_ + _ = _$

$_ - _ = _$ $_ - _ = _$





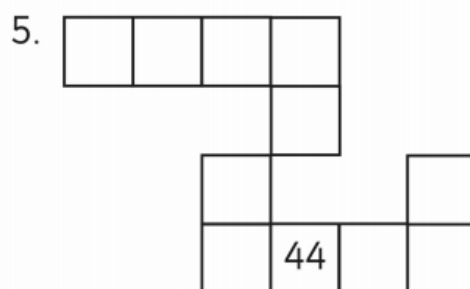
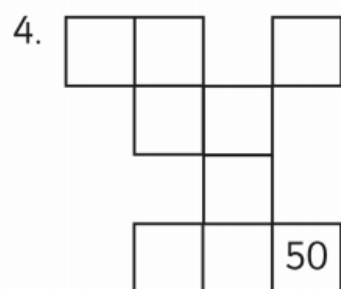
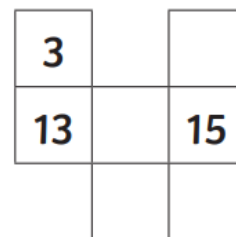
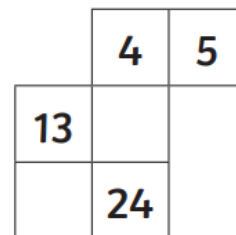
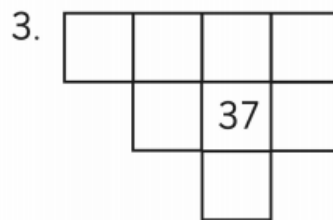
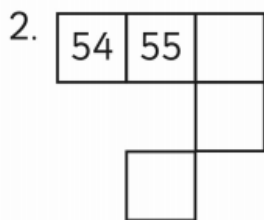
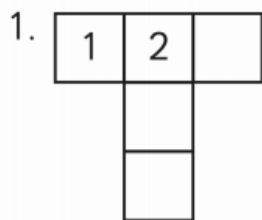
Write the Missing Numbers



Name _____ Date _____

Write in the missing numbers up to 100.

1	2	3		5	6	7	8	9	10
11	12		14		16	17		19	20
	22		24	25			28		30
31	32			35	36	37		39	40
41	42							49	50
51	52		54	55		57	58	59	60
61	62			65	66			69	
	72		74		76	77	78	79	80
	82		84	85	86			89	90
	92	93	94	95	96		98		100



Maths Wednesday – Addition fluency Write these questions in your books and calculate the answers.

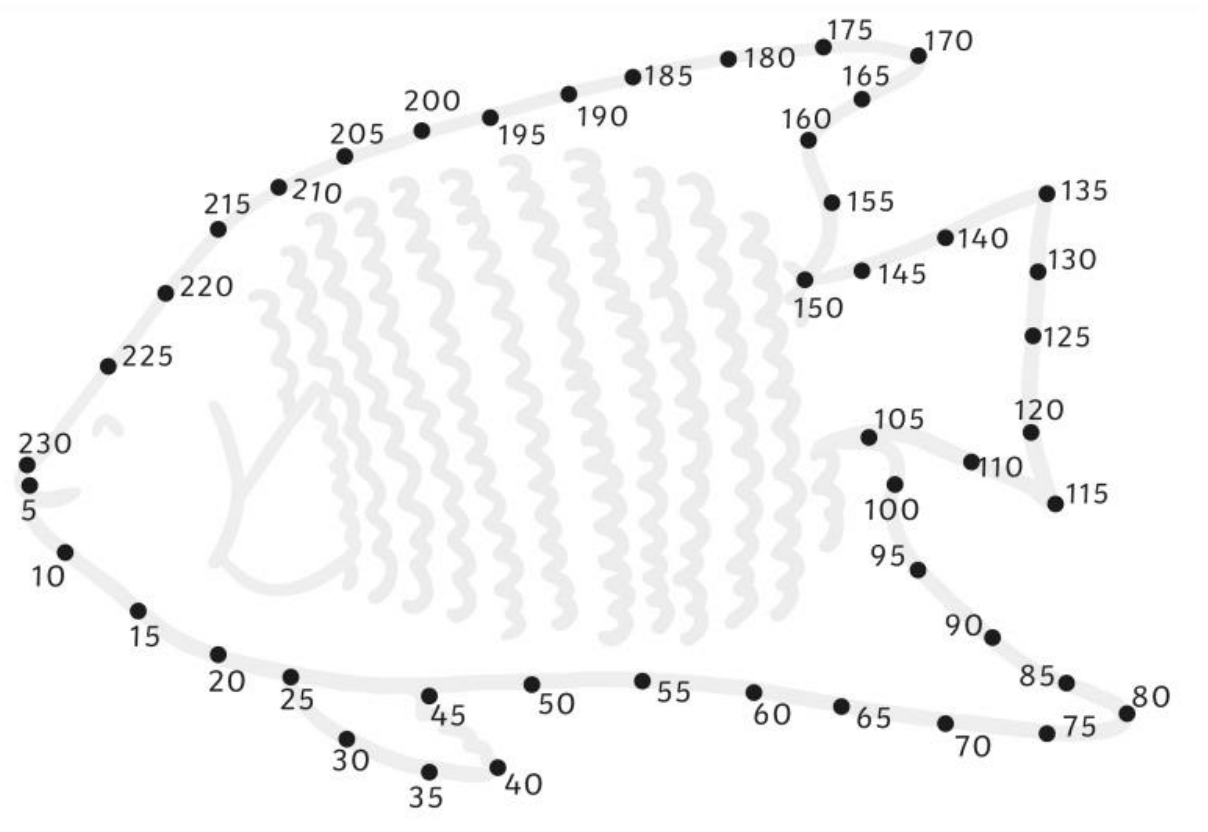

Number Bonds Challenge 1

$1 + 4 =$	$0 + 5 =$	$3 + 2 =$
$3 + 3 =$	$2 + 4 =$	$3 + 3 =$
$4 + 1 =$	$1 + 4 =$	$4 + 2 =$
$6 + 0 =$	$5 + 1 =$	$5 + 0 =$
$2 + 4 =$	$4 + 2 =$	$2 + 4 =$
$3 + 2 =$	$0 + 5 =$	$3 + 3 =$
$5 + 1 =$	$6 + 0 =$	$1 + 5 =$
$0 + 6 =$	$2 + 4 =$	$6 + 0 =$
$3 + 3 =$	$5 + 1 =$	$4 + 1 =$
$2 + 3 =$	$3 + 2 =$	$0 + 5 =$
$3 + 2 =$	$4 + 1 =$	$5 + 1 =$
$1 + 5 =$	$0 + 5 =$	$2 + 4 =$
$3 + 3 =$	$2 + 3 =$	
$4 + 2 =$	$1 + 4 =$	

Number Bonds Challenge 3

$10 + 10 =$	$12 + 8 =$	$16 + 4 =$
$5 + 15 =$	$9 + 10 =$	$3 + 17 =$
$0 + 20 =$	$7 + 13 =$	$12 + 7 =$
$9 + 10 =$	$19 + 1 =$	$4 + 15 =$
$4 + 16 =$	$6 + 13 =$	$11 + 9 =$
$18 + 2 =$	$2 + 18 =$	$2 + 17 =$
$1 + 18 =$	$13 + 6 =$	$10 + 9 =$
$14 + 6 =$	$20 + 0 =$	$8 + 12 =$
$11 + 8 =$	$15 + 4 =$	$17 + 3 =$
$7 + 12 =$	$13 + 7 =$	$5 + 14 =$
$6 + 14 =$	$14 + 5 =$	$16 + 3 =$
$8 + 11 =$	$18 + 2 =$	$1 + 19 =$
$3 + 16 =$	$9 + 11 =$	
$10 + 10 =$	$15 + 5 =$	

Maths Thursday – Counting in 2s and 5s



Maths Friday – Quick maths colour to reveal a picture

Addition Facts to 20

Halloween Maths Mosaic

Solve the calculations to reveal the hidden picture. Each answer has a special colour.

Red = 5

Black = 10

White = 15

Blue = 20

$5 + 15$	$12 + 8$	$1 + 9$	$5 + 5$	$3 + 7$	$9 + 1$	$0 + 10$	$11 + 9$	$2 + 18$
$18 + 2$	$8 + 2$	$7 + 3$	$6 + 4$	$10 + 0$	$5 + 5$	$2 + 8$	$4 + 6$	$17 + 3$
$7 + 13$	$9 + 1$	$4 + 6$	$0 + 10$	$2 + 8$	$7 + 3$	$10 + 0$	$3 + 7$	$6 + 14$
$14 + 6$	$7 + 3$	$5 + 5$	$0 + 15$	$1 + 9$	$8 + 7$	$6 + 4$	$9 + 1$	$20 + 0$
$19 + 1$	$4 + 6$	$8 + 7$	$10 + 5$	$1 + 14$	$9 + 6$	$12 + 3$	$8 + 2$	$1 + 19$
$0 + 20$	$4 + 11$	$13 + 2$	$2 + 3$	$5 + 10$	$5 + 0$	$2 + 13$	$14 + 1$	$5 + 15$
$9 + 11$	$3 + 12$	$7 + 8$	$11 + 4$	$6 + 9$	$3 + 12$	$7 + 8$	$4 + 11$	$13 + 7$
$7 + 13$	$4 + 16$	$4 + 11$	$9 + 6$	$1 + 14$	$5 + 10$	$6 + 9$	$8 + 12$	$16 + 4$
$9 + 1$	$9 + 11$	$10 + 5$	$1 + 4$	$0 + 5$	$3 + 2$	$15 + 0$	$10 + 10$	$6 + 4$
$5 + 5$	$3 + 7$	$15 + 5$	$2 + 3$	$11 + 4$	$4 + 1$	$3 + 17$	$0 + 10$	$2 + 8$