







Year 2 Term 2 Week 1 Remote Home learning Monday 2<sup>nd</sup> November 2020

Day	English	Maths	Topic India
M 2 <sup>nd</sup>	<p>Play on spelling shed through the week. Read regularly. Play on phonics play to practise phonics learning. <a href="https://www.phonicsplay.co.uk/resources/phase/5">https://www.phonicsplay.co.uk/resources/phase/5</a></p> <p>Traditional tales- What are they? Why do we remember them? (Word of mouth slightly different versions) What are some of the Traditional tales you know?</p> <p>“I’ll huff and I’ll puff and I’ll blow your house down” What traditional tale is that quote from? How do you know?</p> <p>Below is a famous quote from a traditional tale. Write the title of the traditional tale.</p> <p>Challenge: Think of your own quotes and write them down with the title.</p> <p><b>Practise Spellings and phase 4 phonics through the week: plane, twice, helper, tree, stone, glue</b></p>	<p>Use the Topmarks website for some interactive games <a href="https://www.topmarks.co.uk/maths-games/5-7-years/addition-and-subtraction">https://www.topmarks.co.uk/maths-games/5-7-years/addition-and-subtraction</a></p> <p>Play on Numbots at home</p> <p><b>Addition and subtraction</b></p> <p>Fact families</p> <p><a href="https://vimeo.com/461736938">https://vimeo.com/461736938</a></p> <p><a href="https://resources.whiterosemaths.com/wp-content/uploads/2020/09/Y2-Autumn-Block-2-WO1-Fact-families-addition-and-subtraction-bonds-to-20-2019.pdf">https://resources.whiterosemaths.com/wp-content/uploads/2020/09/Y2-Autumn-Block-2-WO1-Fact-families-addition-and-subtraction-bonds-to-20-2019.pdf</a></p>	<p><b>Science</b></p> <p>We are learning to: classify animals I can notice that animals, including humans, have offspring, which grow into adults. I can match mothers to their young. I can name baby animals. I can say what all animals need to survive. Watch the video about animals and the names of their young (babies) <a href="https://www.stmonicasschoolflixton.org.uk/animals-and-their-babies-literacy-and-topic/">https://www.stmonicasschoolflixton.org.uk/animals-and-their-babies-literacy-and-topic/</a></p> <p>-Match the mothers to their young below -Add to the list with your own pictures showing others you have learnt.</p> <p>I can find out about and describe the basic needs of animals, including humans, for survival. Watch the video about animal survival. <a href="https://www.bbc.co.uk/bitesize/topics/z6882hv/articles/zx38wmn">https://www.bbc.co.uk/bitesize/topics/z6882hv/articles/zx38wmn</a> <a href="https://www.youtube.com/watch?v=PAyDuk6xAg">https://www.youtube.com/watch?v=PAyDuk6xAg</a></p> <p>Write what basic things all animals need to survive.</p>
T 3 <sup>rd</sup>	<p>Identify types of sentences. I can say the 4 types of sentences. I can use an exclamation mark. I can write an exclamation sentence.</p> <p>Explain what a sentence is and the 4 types: statement, command, questions &amp; exclamation. Watch this <a href="https://www.bbc.co.uk/bitesize/articles/zv66dp3">https://www.bbc.co.uk/bitesize/articles/zv66dp3</a></p> <p>Write your own sentences showing the different types of sentences.</p> <p>Example: Word: Teeth Statement: My teeth are clean. Command: Brush your teeth now. Questions: When did your teeth start to fall out? Exclamation: What big teeth you have!</p> <p><b>Words to use for own sentences: ears, chair, fun</b></p>	<p>Check calculations</p> <p><a href="https://vimeo.com/461791410">https://vimeo.com/461791410</a></p> <p><a href="https://resources.whiterosemaths.com/wp-content/uploads/2020/09/Y2-Autumn-Block-2-WO2-Check-calculations-2019.pdf">https://resources.whiterosemaths.com/wp-content/uploads/2020/09/Y2-Autumn-Block-2-WO2-Check-calculations-2019.pdf</a></p>	<p><b>Design and Technology</b></p> <p>We are learning about food types and a balanced plate. Watch the videos below.</p> <p><a href="https://www.bbc.co.uk/bitesize/topics/zv4cwmn/resources/">https://www.bbc.co.uk/bitesize/topics/zv4cwmn/resources/</a></p> <p><a href="https://www.bbc.co.uk/bitesize/topics/zrffr82/articles/zppvv4j">https://www.bbc.co.uk/bitesize/topics/zrffr82/articles/zppvv4j</a></p> <p><b>A Balanced Plate</b></p>  <p><a href="https://slideplayer.com/slide/8956730/">https://slideplayer.com/slide/8956730/</a></p> <p>Complete the sheet below or draw it out and complete.</p>
W 4 <sup>th</sup>	<p>We are learning to find and retrieve information I can find key words in a question I can skim and scan a text I can select the correct information to answer a question</p>	<p>Compare number sentences</p> <p><a href="https://vimeo.com/461836693">https://vimeo.com/461836693</a></p> <p><a href="https://resources.whiterosemaths.com/wp-content/uploads/2019/08/Y2-">https://resources.whiterosemaths.com/wp-content/uploads/2019/08/Y2-</a></p>	<p><b>PE</b> – get physical get your heart racing. run, jump, hop and play some active games.</p> <p>Join in with some super movers <a href="https://www.bbc.co.uk/teach/supermovers/ks1-maths-length-">https://www.bbc.co.uk/teach/supermovers/ks1-maths-length-</a></p>

	<p>Look at divali comprehension. Develop the skim and scan skill. "find the word lamps/ petals/ celebrates etc. in the text"</p> <p>Complete comprehension questions.</p>	<p><a href="#">Autumn-Block-2-WO3-Compare-number-sentences-2019.pdf</a></p>	<p><a href="#">height/zdrx92p</a></p> <p>After all that running about watch and follow this cosmic kids yoga session firework special.</p> <p><a href="https://www.youtube.com/watch?v=7NWzS2xzil4">https://www.youtube.com/watch?v=7NWzS2xzil4</a></p>
Th 5 <sup>th</sup>	<p>Read the Rama and Sita story an Indian traditional story. Act out the story using dolls/teddies for the characters.</p> <p><a href="https://www.twinkl.co.uk/resource/t-t-14391-the-story-of-rama-and-sita-ebook">https://www.twinkl.co.uk/resource/t-t-14391-the-story-of-rama-and-sita-ebook</a></p>	<p>Related facts</p> <p><a href="https://vimeo.com/461840544">https://vimeo.com/461840544</a></p> <p><a href="https://resources.whiterosemaths.com/wp-content/uploads/2019/08/Y2-Autumn-Block-2-WO4-Related-facts-2019.pdf">https://resources.whiterosemaths.com/wp-content/uploads/2019/08/Y2-Autumn-Block-2-WO4-Related-facts-2019.pdf</a></p>	<p><b>Art</b></p> <p>Make a fireworks picture. Be creative use any materials you have to make a bright firework display.</p> <p>Do you know the History of fireworks night and why we remember the 5<sup>th</sup> of November?</p> <p><a href="https://www.bbc.co.uk/newsround/15351828">https://www.bbc.co.uk/newsround/15351828</a></p>
F 6 <sup>th</sup>	<p>Watch the Rama and Sita video <a href="https://www.twinkl.co.uk/resource/t-t-14391-the-story-of-rama-and-sita-ebook">https://www.twinkl.co.uk/resource/t-t-14391-the-story-of-rama-and-sita-ebook</a></p> <p>Scroll down to the video</p> <p>Sequence the cards below to the correct order of the story.</p> <p>Challenge: Can you find other versions of the same story?</p>		<p><b>Geography</b></p> <p>Recap our learning of continents and oceans</p> <p>Find India on a map</p> <p>I can locate a country on a map.</p> <p><a href="https://www.youtube.com/watch?v=35V2dm7JIwE">https://www.youtube.com/watch?v=35V2dm7JIwE</a></p> <p><a href="https://www.youtube.com/watch?v=gFIS3aLQPfs">https://www.youtube.com/watch?v=gFIS3aLQPfs</a></p>

## English – Monday

<i>Famous quote</i>	<i>Traditional tale</i>	
<i>"Run, run as fast as you can. You can't catch me!"</i>		
<i>"What big teeth you have!"</i>		
<i>"Fe fi fo thumb, I smell the blood of an English man."</i>		
<i>"Not by the hairs on my chinny, chin chin. I will not let you in."</i>		
<i>"From this slumber you shall wake, when true loves kiss, the spell will break."</i>		

English – Wednesday

Read the text below about Diwali then complete these comprehension questions

1. What is Diwali sometimes called?

---

2. When does Diwali usually take place?

---

3. On day one, how are homes and shops decorated?

---

4. Where is Henna painted?

---

5. Who do Hindus believe walks the earth on Diwali night?

---

6. What do brothers and sisters do on Day 5?

---

7. What message does the story of Rama and Sita give us?

---

8. Who else celebrates the festival of Diwali?

---

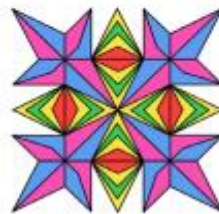
# Diwali



Diwali celebrates the new year for some Hindus. It is sometimes called 'the festival of light' because of the oil lamps that people use to light their homes. It is a time when families and friends come together to celebrate. Diwali usually takes place at the end of October or at the start of November.

## A Look at the Week

**Day 1:** The first day of Diwali is a time for cleaning and decorating homes and shops with rangoli patterns, which are made using coloured flour or flower petals.



**Day 2:** Henna is painted on hands and people get food ready for the third day.



**Day 3:** This is the day of Diwali and the main festival day. Best clothes and jewellery are worn, lamps are lit and prayers are said to Lakshmi – the goddess of good fortune. Hindus believe that Lakshmi walks the earth on Diwali night so people will put lamps outside and open their doors and windows to welcome her into their homes. Family and friends visit each other, give gifts and enjoy food together. Fireworks are lit too.



**Day 4:** This day is Govardhan Puja. Many thousands of years ago, Lord Krishna caused the people of Vraja to perform Govardhan Pooja. From then on, every year Hindus worship Govardhan to honour that first Pooja (act of worship) done by the people of Vraja.

**Day 5:** On the last day, brothers and sisters pray for each other to show their love.

## Did You Know?

- Diwali is a festival to celebrate good over evil and light over darkness. The story of Rama and Sita gives us this message. Whilst living in the forest, Ravana the demon king kidnapped Sita. Rama found Sita and killed Ravana. The couple returned home to their land and people lit lamps to welcome them.
- This festival is also celebrated by Sikhs. They remember Guru Hargobind and 52 princes who were freed from prison.


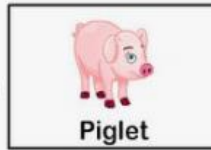
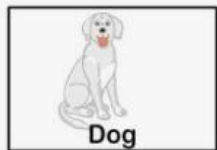
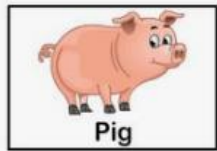
English – Friday

Sequence these cards to the Rama and Sita story



Science – Monday

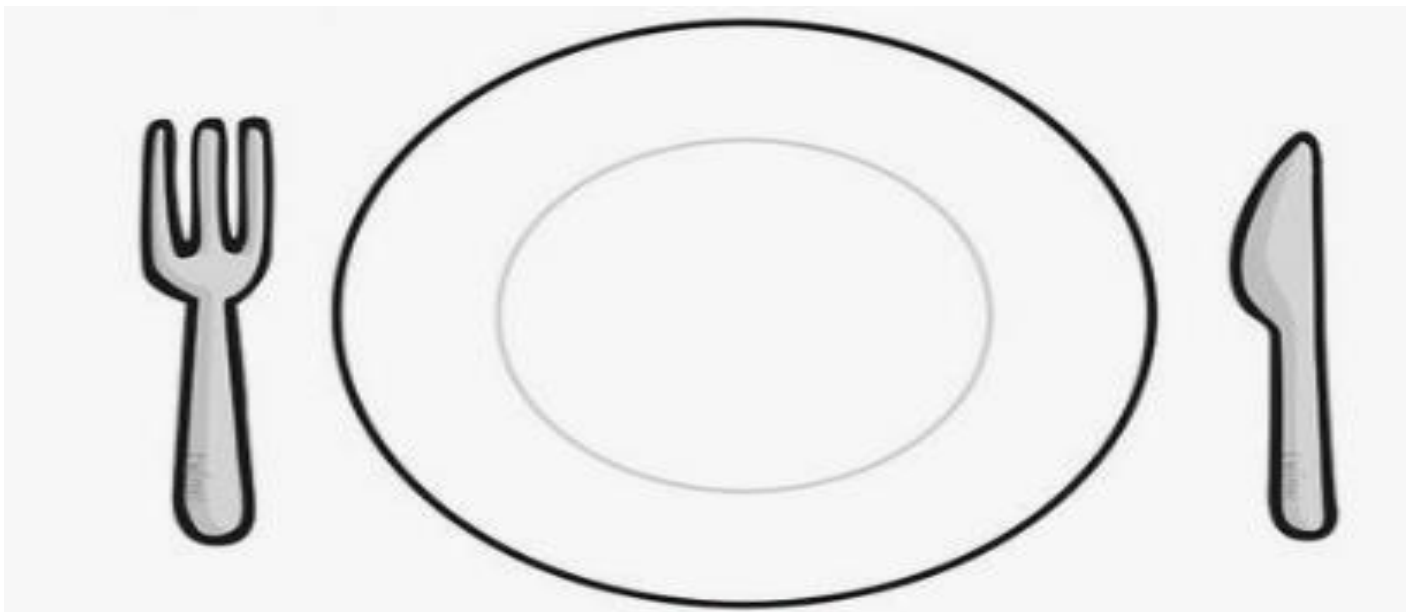
Match the animals with their youngone.



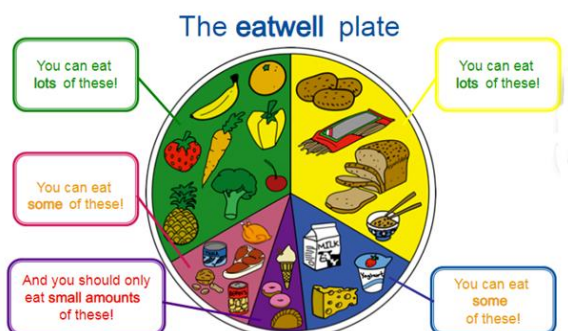
## The eatwell plate



1. Fill in the boxes above. Can you eat... **lots**, **some** or **small amounts** of the food?
2. Label each colour food group on the line with its name: **Fruit and vegetables**, **dairy**, **protein**, **fats and sugars** or **carbohydrates**.
3. Draw and label a balanced meal in the plate below. Can you include all the food groups?



Answers

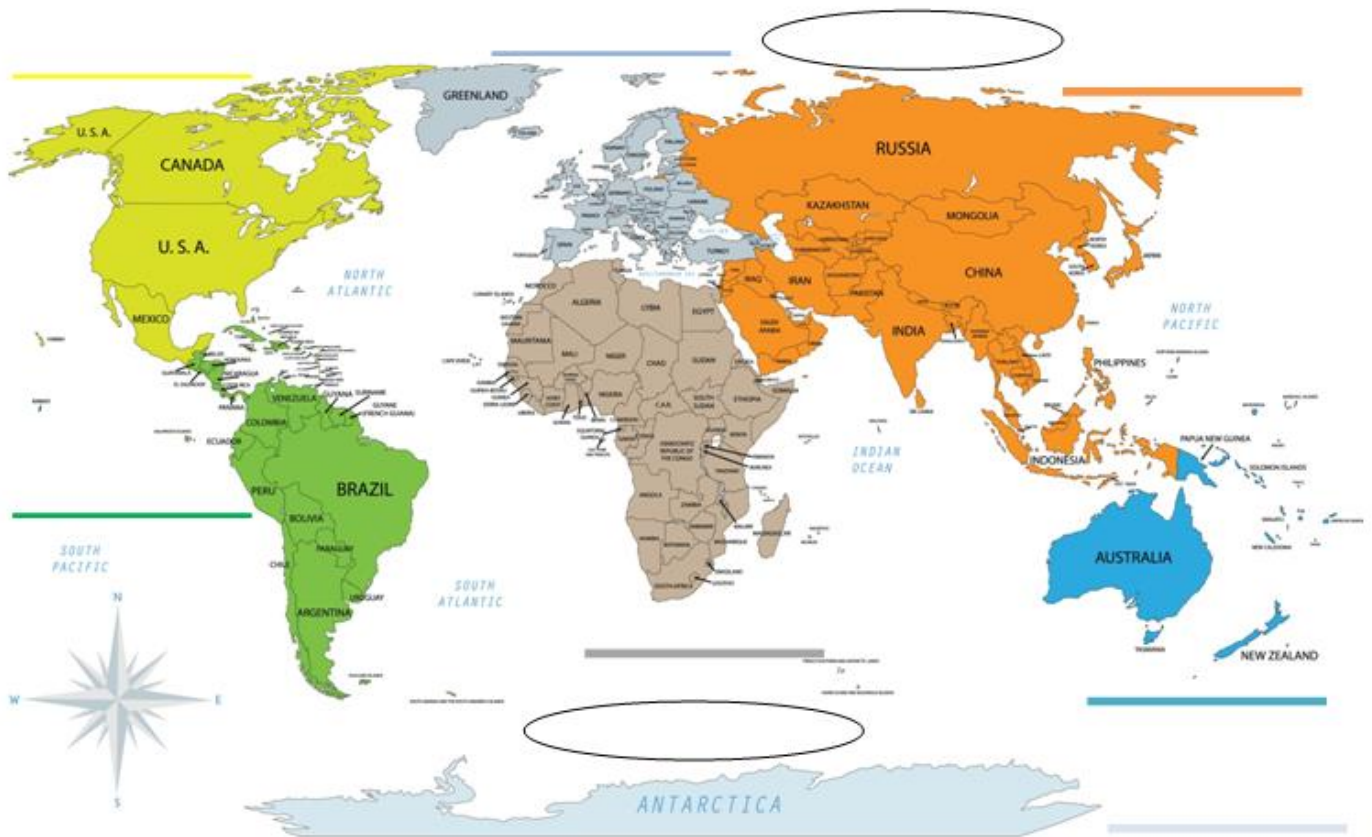


# Geography - Friday

Geography Friday 6<sup>th</sup> November 2020


WALT: locate places on a map

SZS: I can label the seven continents on a map. I can find India and UK on a world map. I can name the oceans on a map.








































Write in all the continents of the world on the coloured lines. Circle all the oceans. What are the two oceans that are missing above? Find and draw a box around India.

## Art – ideas



# My Phase 4 Sound Mat

<p>st</p>  <p>starfish</p>	<p>nd</p>  <p>hand</p>	<p>mp</p>  <p>lamp</p>	<p>nt</p>  <p>tent</p>	<p>nk</p>  <p>ink</p>	<p>ft</p>  <p>gift</p>	<p>sk</p>  <p>tusk</p>	<p>lt</p>  <p>belt</p>
<p>lp</p>  <p>help</p>	<p>lf</p>  <p>shelf</p>	<p>lk</p>  <p>milk</p>	<p>pt</p>  <p>script</p>	<p>xt</p>  <p>text</p>	<p>tr</p>  <p>tree</p>	<p>dr</p>  <p>drawing</p>	<p>gr</p>  <p>grandpa</p>
<p>cr</p>  <p>crab</p>	<p>br</p>  <p>brush</p>	<p>fr</p>  <p>frog</p>	<p>bl</p>  <p>blackberry</p>	<p>fl</p>  <p>flag</p>	<p>gl</p>  <p>glasses</p>	<p>pl</p>  <p>plane</p>	<p>cl</p>  <p>clown</p>
<p>sl</p>  <p>sleep</p>	<p>sp</p>  <p>spade</p>	<p>tw</p>  <p>twins</p>	<p>sm</p>  <p>small</p>	<p>pr</p>  <p>printer</p>	<p>sc</p>  <p>scarf</p>	<p>sk</p>  <p>skunk</p>	<p>sn</p>  <p>sniff</p>
<p>nch</p>  <p>bench</p>	<p>scr</p>  <p>screw</p>	<p>shr</p>  <p>shrew</p>	<p>thr</p>  <p>thread</p>	<p>str</p>  <p>string</p>			