

Phonics Plan

w/b: 23.11.2020

This week we will be:




- Learn and practise all letters / sounds learnt so far.
- Practise all previously learned GPC's.
- Practise segmentation for spelling.
- Teach reading the HFW's *she, all*.
- Capital Letters.

Monday	<ul style="list-style-type: none"> • Practise GPCs <i>s, a, t, p, i, n, m, d, g, o, c, k, ck, e, u, r, h, b, f, f, l, ll, ss, j, v, w, x y z zz qu ch sh th ng</i> Play Flashcards. Sing the alphabet song and point to each letter as you sing. • Re-cap all sounds taught so far. https://www.youtube.com/watch?v=futQOVUnHV5 • Read captions, such as: <i>I am in a rush to get to the shop. The cash is in the shop. I got a shell and a fish. The cat is on the mat.</i> • Re-cap all tricky words learnt so far – <i>I, go, no, into, the, to, he, she, be, we, be</i> • Show the children the capital letters for each lower case letter.
Tuesday	<ul style="list-style-type: none"> • Play Flashcards with the letters <i>s, a, t, p, i, n, m, d, g, o, c, k, ck, e, u, r, h, b, f, f, l, ll, ss, j, v, w, x y z zz qu sh ch th ng</i> (Write the graphemes on a piece of paper and show them to your child). • Re-cap all sounds taught so far. https://www.youtube.com/watch?v=-s-lsxzjPX8 • Play Soundbuttons. Words: <i>chip, rich, chill, much, shop, fish, chim, nich, chig, fich, lish, ring, sing, tong, tang.</i> • Hold up a caption on card or use the whiteboard. Read together modeling blending. <i>Is it fish and a bag of chips? The rich man had a big chin. The chicken got a chill.</i> • Remind the children about the capital letters for each lower case letter
Weds	<ul style="list-style-type: none"> • Play Flashcards with the letters. <i>s, a, t, p, i, n, m, d, g, o, c, k, ck, e, u, r, h, b, f, f, l, ll, ss, j, v, w, x y z zz qu sh ch th ng</i> (Write the graphemes on a piece of paper and show them to your child). • Re-cap tricky words learnt so far –play matching games / snap / fishing games to support. Remind children that the tricky part of the word is the last part. Words: <i>we, me, be</i> and <i>the, no, go, I, into, to, he, she.</i> • Hold up a sentence on card or whiteboard. Read together and model blending tricky words. <i>We can be rich. She is in a rush to get it to me. He had a big shock. I go to the shops. The cat goes into the mud.</i> • Remind the children about the capital letters for each lower case letter.
Thursday	<ul style="list-style-type: none"> • Practise GPCs <i>s, a, t, p, i, n, m, d, g, o, c, k, ck, e, u, r, h, b, f, f, l, ll, ss, j, v, w, x, y, z zz. qu sh ch. th ng.</i> Sing the alphabet song –children point to letters as you sing. Flashcards: Speed Trial, Flashcards: Time Challenge. • Play phoneme frames. Words: <i>them, then, that, this, with, thin, thick, chop, such, shock, bash</i> • Play Yes/No questions– get your child to use thumbs up and thumbs down to show whether the answer is yes or no. <i>Can a fish quack? Is a shell a pet? Can a hen shop? Can a chicken buzz? Can a chip be as big as a fish? Can a chip be thick?</i> • Remind the children about the capital letters for each lower case letter
Friday	<ul style="list-style-type: none"> • Practise GPCs <i>s, a, t, p, i, n, m, d, g, o, c, k, ck, e, u, r, h, b, f, f, l, ll, ss, j, v, w, x, y, z,zz. qu sh ch th ng.</i> Play Flashcards. Sing the alphabet song – children point to letters as you sing. Play Flashcards • Play sound buttons and phoneme frames. • Make books with digraphs learnt so far. Encourage your child to draw or find a picture of something beginning or ending with <i>ck ll ss zz sh ch th qu ng.</i>

Maths Plan

w/b: 23.11.2020

This week we will be: exploring the number squares and rectangles.

Monday	<ul style="list-style-type: none"> • Show the children a variety of squares and rectangles in different sizes and orientations. • Choose one of the shapes. Ask the children to tell you what they notice. • How many corners can you see? • What if we turn it around. Is it still the same shape? • Compare a rectangle and a square. What is the same? What is different? 	
Tuesday	<ul style="list-style-type: none"> • Find images of buildings and street scenes. What shapes can you see? • How many rectangles / squares can you see? • Cut some different sized squares & rectangles and invite your child to make their own picture. • Go on a shape hunt. Where do you see squares and rectangles in the environment? 	
Weds	<ul style="list-style-type: none"> • Watch the Number Blocks episode series 1 episode 6 about the number 4. • Discuss the number 4. Where can you find it? Can you think of something that has 4 sides? 4 corners? • Have selection of pictures some that are square shaped and others that are different shape. Invite the children one by one to find something that is square. 	
Thursday	<ul style="list-style-type: none"> • Read 'Perfect Square' by Michael Hall. Discuss the story and talk about some of things that the square as turned into. https://www.youtube.com/watch?v=rRqL7GUaavc • Demonstrate how you can change a squared piece of paper into something different. Make a triangle, a rectangle and other pictures like in the story. • Give your child a square of coloured paper. Invite them to make something different with it by cutting or tearing it. 	
Friday	<ul style="list-style-type: none"> • Read 'Bear in a Square' By Della Blackstone. • Talk about the different shapes together. • Place some differently shaped objects into a bag and play 'Pass the bag around the ring.' When the song stops whoever is holding the bags can take out an object and says what shape it is. Can they describe it? Can they think of something else that is the same shape? 	