

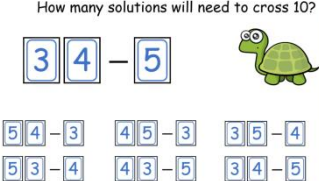




Day	English	Maths	Topic India
M 23 rd	<p>Play on spelling shed through the week. Read regularly. Play on phonics play to practise phonics learning. https://www.phonicsplay.co.uk/resources/phase/5</p> <p>Practise Spellings and phase 5 phonics through the week: We are focusing on 'ew' phoneme and the suffix -ful: new, knew, stew, pew, cheerful, helpful</p> <p>Find and write some more words with the 'ew' and 'ful' in them. Make up some alien words</p> <p>Read the postcard below and try to find all the words with the 'ew' digraph. What do you notice about the words?</p>	<p>Use the Topmarks website for some interactive games https://www.topmarks.co.uk/maths-games/5-7-years/addition-and-subtraction Play on Numbots at home</p> <p>1.Subtraction crossing ten Watch the instruction video below https://vimeo.com/465728628 Here is a link to a worksheet that you can look at and copy out into your home learning book to complete questions. https://resources.whiterosemaths.com/wp-content/uploads/2019/11/Y1-Spring-Block-1-WO5-Subtraction-crossing-10-1-2019.pdf</p>	<p>RE and Art</p> <p>We have been learning about the Hindu festival of Diwali, the festival of light. Hindus make and light divas and lanterns to remember the story of Rama and Sita. Follow the instructions below to make your own lanterns. Decorate it with Rangoli patterns.</p>  <p>https://www.bing.com/videos/search?q=instructions+how+to+make+a+lantern&docid=607991765522123303&mid=9318F984D0D98B591AEC9318F984D0D98B591AEC&view=detail&FORM=VIRE</p> 
T 24 th	<p>Read the sentences below. Choose the correct spelling from the three options. Write the sentences in your book with the correct spelling chosen.</p> <p>What is the correct spelling? I saw an acorn on the <u>chree</u> <u>tree</u> <u>tre</u>. <u>Eat</u> <u>Eet</u> <u>Eyt</u> up your food please! Look at all those <u>shepe</u> <u>sheep</u> <u>sheap</u>! A sailor went to <u>sea</u> <u>see</u> <u>sey</u> in his boat. Hey grandma, look at <u>me</u> <u>mee</u> <u>mey</u>! My mum has had a new <u>baby</u> <u>babey</u> <u>babee</u>. Can I have a cup of <u>tee</u> <u>tea</u> <u>tey</u> please?</p> <p>The 'ee' family ee ea e-e e ie y ey 082012 1</p>	<p>2.Subtract a 1 digit number from a 2 digit number. Watch the instruction video below https://vimeo.com/466497248 Here is a link to a worksheet that you can look at and copy out into your home learning book to complete questions. https://resources.whiterosemaths.com/wp-content/uploads/2020/09/Y2-Autumn-Block-2-WO10-Subtract-a-1-digit-number-from-a-2-digit-number-crossing-10-2019.pdf</p>	<p>Design and Technology</p> <p>Read the Kitchen Safety Rules.</p> <p>Make a poster promoting good food safety and hygiene.</p> <p>Pick out 3-5 really important rules to remember.</p> <p>Make the poster colourful, easy to read and stand out.</p> <p>https://www.youtube.com/watch?v=D0Sq9T6OejA</p>

<p>W 25th</p>	<p>What are instructions?</p> <p>Follow verbal instructions from your adult at home. E.g. Brush your teeth. Hop on one foot. Put on your coat. Tidy your bedroom. Make a sandwich. Read a book. Throw a ball.</p> <p>Look at the pizza muddled instructions. Read them and put them in the correct order.</p>	<p>ACTIVITY Subtract a 1 digit number from a 2 digit number. Watch the instruction video below</p> <p>https://vimeo.com/465864148</p> <p>How many solutions will need to cross 10?</p> <p></p> <p>Pause the video at this screen. Look at the calculations. Which ones will need to cross ten?</p>	<p>Geography What are the human features of Mumbai? BBC Clips for Mumbai Introduction to Mumbai 1 https://www.bbc.co.uk/programmes/p0114x86 2 https://www.bbc.co.uk/programmes/p011580q</p> <p>Cut sort and stick the human features of Mumbai on the poster below.</p>
<p>Th 26th</p>	<p>Look through the writing instructions power point and pause at this slide. Rewrite these sentences and circle the imperative verbs in each sentence.</p> <p></p> <p>Can you write some of your own sentences? Remember to include an imperative verb (bossy verb).</p>	<p>Add two 2-digit numbers - not crossing ten - add ones and add tens. Watch the instruction video below https://vimeo.com/467781234</p> <p>Here is a link to a worksheet that you can look at and copy out into your home learning book to complete questions. https://resources.whiterosemaths.com/wp-content/uploads/2020/09/Y2-Autumn-Block-2-WO11-Add-2-digit-numbers-1-2019.pdf</p>	<p>Design and Technology Look at your design of your own Indian naan bread pizza. Follow the instructions in the English power point. Try to make your own version with the ingredients you have at home.</p> <p></p>
<p>F 27th</p>	<p>Read through the power point slides again. Today you are going to write your own instructions on how to make your Indian naan pizza snack.</p> <p>Write your instructions on how to make an Indian naan bread pizza. Write in order and remember to use imperative verbs.</p>	<p>Practise counting in 2s, 5s and 10s. Recall your five times tables. Count objects in 5s. Maybe draw round your hands. Write down your tables to help you learn them. https://www.topmarks.co.uk/maths-games/7-11-years/times-tables Choose a game to play to help you practise your times tables.</p>	<p>PE – get physical get your heart racing. run, jump, hop and play some active games. Join in with some super movers https://www.bbc.co.uk/teach/supermovers/ks1-maths-length-height/zdrx92p After all that running about watch and follow this cosmic kids yoga https://www.youtube.com/watch?v=QM8NjfCfOg0</p>

English – Monday

Dear Andrew,

I am having a great time staying at my granny's house for a few days. I planted some seeds last time I was here and I can't believe how much the plants grew! I also went fishing in the pond and found a newt.

Granny needed help to put up a shelf, so I held all the screws. Then, we played cricket and I threw the ball really far! I knew I could do it!

For dinner, Granny made a yummy vegetable stew. After dinner, we had a cake with a candle on top and I blew it out.

It was a busy day and the time just flew by.

I look forward to seeing you soon.

Lots of love,

Stewart x



Andrew Green,
23 Tooley Street,
Crewe,
CW1 2DT

English – Tuesday

What is the correct spelling?

The snow fell off the roof ruef rufe.

Is that troo true tro, asked the teacher.

I went to buy feud foud food at the shop.

Can you give me a cloo clew clue, said dad.

The sky was a beautiful bloo blew blue..

I wish I could doo due do that like you yew.

May I have soup soop seup today for lunch?



The 'oo' family **oo ue ew u-e o u ou**

What is the correct spelling?

I saw an acorn on the chree trea tree.

Eat Eet Eyt up your food please!


Look at all those shepe sheep sheap!

A sailor went to sea see sey in his boat.

Hey grandma, look at me mee mey!

My mum has had a new baby babey babee.

Can I have a cup of tee tea tey please?



The 'ee' family **ee** **ea** **e-e** **e** **ie** **y** **ey** DB2012 1

English – Thursday

Spot the Imperative Verbs


Go outside to play.

Spot the difference between these pictures.

Ask your dad what he thinks.

Kick the ball into the goal.

Surprise your friend to cheer them up.



English – Wednesday

Put the pizza instructions in the correct order

	How to make a pizza
	Put on your apron
	Roll out the dough into a round shape.
	Wash your hands
	When ready cut into slices and eat.
	Bake in the oven until cooked well
	Grate the cheese and sprinkle on top.
	Put your toppings on the pizza
	Spread tomato sauce on the dough
	Make the dough



Kitchen Safety Rules



- Always wash your hands before and after handling food.
- Tie back long hair.
- Wear an apron and roll up your sleeves.
- Keep food preparation surfaces clean.
- Wash fruit and vegetables under cold water before use.



- Always ask an adult before handling knives or going near hot things.
- Handle knives and other sharp equipment with care.
- When using a knife, always cut away from yourself or downwards on a chopping board to avoid cutting yourself.



- Turn handles of saucepans away from the front of the stove when cooking.
- Use oven mitts when taking hot dishes from the oven or microwave.



- Do not run around the room where food is being prepared.
- Wipe up food spills immediately.



- Store food appropriately in sealed containers. Always keep raw meat away from cooked meat at the bottom of the fridge.
- Wash kitchen and eating utensils after use in hot soapy water.



