

## Year R Remote Learning Activities – w/b 30/11/20

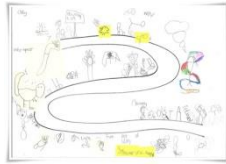
Here are the activities that we will be doing at school this week. Encourage your child to do one activity each day, along with a phonics and maths activity which you can find on separate sheets.

### Activity 1:

This week we are reading 'Stick Man' by Julia Donaldson.

Read or watch the story  
You can find it on BBC [iPlayer](#).

Make a story map about the events in the story.



### Activity 4:

In the story stick man floats down the river. Explore things that float and sink. Ask "why do you think that they float/sink?" Make predictions and then see if you are right.




### Activity 2:

Handwriting  
We are learning to write the letter 'l'

You could draw a log or a stick and write lots of 'l' on it.  
Use a stick and dab it in some paint and write 'l' on paper.

If you have some sand or flour pour some into a tray and use your finger to write 'l'

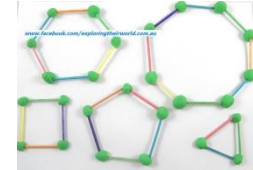
## Stick Man



### Activity 3:

In maths we have been focusing on 2D shapes, especially squares and rectangles.  
Ask your child "how do you know it's a square/rectangle?"

Make some 2D shapes using matchsticks, lolly sticks, sticks etc. You could join them together with bits of play dough, plasticine or mud (if you use real sticks).



### Activity 5:

Father Christmas appears in the story. Make a list of small things that you would like. You could draw pictures, have a go at writing or cut out pictures from a catalogue.

