







Day	English	Maths	Topic India																								
M 30 <sup>th</sup> rd	<p>Play on spelling shed through the week. Read regularly. Play on phonics play to practise phonics learning. <a href="https://www.phonicsplay.co.uk/resources/phase/5">https://www.phonicsplay.co.uk/resources/phase/5</a></p> <p>Practise past spellings and phase 5 phonics through the week:</p> <p>Make up some of your own alien words.</p> <p><a href="https://www.phonicsplay.co.uk/resources/phase/5">https://www.phonicsplay.co.uk/resources/phase/5</a></p> <p>Write some sentences using words from the phase 5 sound mat. e.g. I can see a <b>cloud</b>. The <b>tie</b> is pink.</p> <p style="text-align: center;"><b>My Phase 5 Sound Mat</b></p> <table border="1" style="width: 100%; text-align: center;"> <tr> <td>ay</td><td>ou</td><td>ie</td><td>ea</td><td>oy</td><td>ir</td><td>ue</td><td>ue</td> </tr> <tr> <td>aw</td><td>wh</td><td>ph</td><td>ew</td><td>ew</td><td>oe</td><td>au</td><td>ey</td> </tr> <tr> <td>a-e</td><td>e-e</td><td>i-e</td><td>o-e</td><td>u-e</td><td>u-e</td><td></td><td></td> </tr> </table>	ay	ou	ie	ea	oy	ir	ue	ue	aw	wh	ph	ew	ew	oe	au	ey	a-e	e-e	i-e	o-e	u-e	u-e			<p>Use the Topmarks website for some interactive games <a href="https://www.topmarks.co.uk/maths-games/5-7-years/addition-and-subtraction">https://www.topmarks.co.uk/maths-games/5-7-years/addition-and-subtraction</a> Play on Numbots at home</p> <p>1. Subtraction crossing ten to practice Here is a worksheet that you can look at and copy out into your home learning book to complete questions.</p> <p>Use your whiteboard or base 10 to help you</p> <p>Complete the subtractions.</p> <p>a) <math>14 - 9 = \square</math>      d) <math>15 - 7 = \square</math> b) <math>14 - 8 = \square</math>      e) <math>15 - 9 = \square</math> c) <math>17 - 8 = \square</math>      f) <math>12 - 3 = \square</math></p> <p>Complete the subtractions.</p> <p>a) <math>31 - 7 = \square</math>      e) <math>74 - 9 = \square</math> b) <math>46 - 9 = \square</math>      f) <math>64 - 9 = \square</math> c) <math>32 - 8 = \square</math>      g) <math>54 - 8 = \square</math> d) <math>32 - 3 = \square</math>      h) <math>41 - 3 = \square</math></p>	<p><b>Design and Technology</b></p> <p>Evaluate how successful your Indian Nann bread pizza was.</p> <p>Complete the questions below.</p> 
ay	ou	ie	ea	oy	ir	ue	ue																				
aw	wh	ph	ew	ew	oe	au	ey																				
a-e	e-e	i-e	o-e	u-e	u-e																						
T 1 <sup>st</sup>	<p>Read the sentences below. Choose the correct spelling from the three options. Write the sentences in your book with the correct spelling chosen.</p> <p><b>What is the correct spelling?</b> We live on the Isle of <b>Wiet</b> <b>Wite</b> <b>White</b> <b>Wight</b>. My nan cooked a scrumptious apple <b>pigh</b> <b>py</b> <b>pie</b>. I looked at the stars in the dark <b>sky</b> <b>skigh</b> <b>skie</b>. "Can you <b>fighnd</b> <b>find</b> <b>fiend</b> my purse please?" <b>Mie</b> <b>My</b> <b>kite</b> <b>kiet</b> went <b>hie</b> <b>high</b> in the <b>sky</b> <b>skie</b>. <b>Left</b>, <b>riet</b>, <b>right</b>, <b>rite</b>, went the smart soldiers. "Good <b>nite</b>, <b>night</b> <b>niet</b>," said mum.</p> <p>The 'igh' family <b>igh</b> <b>ie</b> <b>i-e</b> <b>i</b> <b>y</b> <b>eye</b>      DB2012</p>	<p>2. Subtract a 1 digit number from a 2 digit number. Here is a worksheet that you can look at and copy out into your home learning book to complete questions.</p> <p>Remember which way to jump when we subtract take away. Remember to count the jumps.</p> 	<p><b>Art</b></p> <p>Design your own diva lamp. Watch the videos to get some ideas. <a href="#">video 1</a> <a href="#">video 3</a> Draw your own diva lamp and draw your ideas.</p> 																								
W 2 <sup>nd</sup>	<p>Watch <a href="#">video 1</a> for instructions on how to make a diva lamp.</p> <p>Look at the diva lamp muddled instructions. Read them and put them in the correct order.</p>	<p>ACTIVITY Subtract a 1 digit number from a 2 digit number.</p> <p>Cut the subtraction cards out and match the calculations to their answers See below:</p>	<p><b>Art</b></p> <p>Use some clay or play dough to make your diva lamp. Use the instructions from English.</p> <p>Follow the link for some instructions to make your own home made play dough.</p> <p><a href="https://www.bbcgoodfood.com/howto/guide/playdough-recipe">https://www.bbcgoodfood.com/howto/guide/playdough-recipe</a></p>																								

	<p style="text-align: center;"><b>How to make a Diva Lamp</b></p> <p><b>You will need:</b> clay water paint and paint brushes</p> <p style="text-align: center;"><b>Making your Diva Lamps</b></p> <p>First, squash and squeeze a ball of clay.</p> <p>Next, push your thumbs in.</p> <p>After, shape the sides of the lamp.</p> <p>Pinch one side together to make a spout.</p> <p>Roll some clay into a sausage and add a handle.</p> <p>Leave the diva lamp to dry.</p> <p>Finally, paint your diva lamp.</p> <p style="text-align: center;"><small>In order</small></p> 	<p>Can you match the calculations to their answers?</p> <table border="1" style="width: 100%; text-align: center;"> <tr> <td>27 - 8 =</td> <td>26</td> </tr> <tr> <td>36 - 7 =</td> <td>18</td> </tr> <tr> <td>22 - 4 =</td> <td>29</td> </tr> <tr> <td>41 - 6 =</td> <td>38</td> </tr> <tr> <td>35 - 9 =</td> <td>19</td> </tr> <tr> <td>43 - 5 =</td> <td>35</td> </tr> </table> <p>How many solutions will need to cross 10?</p> <p><b>3 4 - 5</b> </p> <p>5 4 - 3    4 5 - 3    3 5 - 4 5 3 - 4    4 3 - 5    3 4 - 5</p> <p>Pause the video at this screen. Look at the calculations. Which ones will need to cross ten?</p>	27 - 8 =	26	36 - 7 =	18	22 - 4 =	29	41 - 6 =	38	35 - 9 =	19	43 - 5 =	35	
27 - 8 =	26														
36 - 7 =	18														
22 - 4 =	29														
41 - 6 =	38														
35 - 9 =	19														
43 - 5 =	35														
<p>Th 3<sup>rd</sup></p>	<p>Recap what instructions are from last week. Imperative verbs are the bossy verbs that give you a command. <b>Cut</b> the paper.</p> <p>Follow verbal instructions from your adult at home. E.g. Brush your teeth. Hop on one foot. Clap your hands</p> <p>Look at the grid below colour all the imperative verbs. Then write some of your own sentences.</p>	<p>Write these calculations in your home learning book and find the answers! See below</p> <p>Look carefully at the sign and what it is telling you to do. You can use a hundred square, whiteboard or base 10 to help you.</p> <ol style="list-style-type: none"> <li>29 + 7 = <input type="text"/></li> <li>12 - 9 = <input type="text"/></li> <li>38 + 10 = <input type="text"/></li> <li>21 - 8 = <input type="text"/></li> <li>47 + 8 = <input type="text"/></li> <li>37 - 10 = <input type="text"/></li> <li>43 + 7 = <input type="text"/></li> <li>51 - 8 = <input type="text"/></li> </ol>	<p><b>PE</b> – get physical get your heart racing. run, jump, hop and play some active games.</p> <p>Join in with some super movers <a href="https://www.bbc.co.uk/teach/super-movers/ks1-maths-length-height/zdrx92p">https://www.bbc.co.uk/teach/super-movers/ks1-maths-length-height/zdrx92p</a></p> <p>After all that running about watch and follow this cosmic kids yoga <a href="https://www.youtube.com/watch?v=QM8NjfcOg0">https://www.youtube.com/watch?v=QM8NjfcOg0</a></p>												
<p>F 4<sup>th</sup></p>	<p>Watch the diva lamp video again. Today you are going to write your own instructions on how to make an Indian diva lamp.</p> <p>Write in order and remember to use imperative verbs. Make sure your instructions are clear.</p>	<p>Practise counting in 2s, 5s and 10s.</p> <p>Recall your fivetimes tables. Count objects in 5s. Maybe draw round your hands.</p> <p>Write down your tables to help you learn them.</p> <p><a href="https://www.topmarks.co.uk/maths-games/7-11-years/times-tables">https://www.topmarks.co.uk/maths-games/7-11-years/times-tables</a> Choose a game to play to help you practise your times tables.</p>	<p><b>RE – Jewish celebration</b></p> <p>Last week weWatch the clip about Hanukkah telling the story and how people celebrate. <a href="https://www.bbc.com/teach/class-clips-video/religious-studies-ks1-the-jewish-story-of-hanukkah/z47wxyz">https://www.bbc.com/teach/class-clips-video/religious-studies-ks1-the-jewish-story-of-hanukkah/z47wxyz</a></p> <p>Discuss the story. What was the miracle? Why are 9 candles lit for Hannukah? How do Jews celebrate Hanukkah?</p> <p>Watch clip about celebrating Hanukkah. <a href="https://www.bbc.com/teach/class-clips-video/what-is-CHANUKAH-the-jewish-festival-of-lights/zm6d7nb">https://www.bbc.com/teach/class-clips-video/what-is-CHANUKAH-the-jewish-festival-of-lights/zm6d7nb</a></p> <p>What have you learnt about Hannukah?</p>												

## My Phase 5 Sound Mat



### DT Evaluation – Monday

1. I selected the correct equipment to make my naan bread pizza.				
1 Disagree	2	3	4	5 Agree
2. I can use a knife well and safely.				
1	2	3	4	5
3. I followed food hygiene and safety rules well.				
1	2	3	4	5
4. I put my toppings on well.				
1	2	3	4	5
5. I enjoyed eating my naan bread pizza.				
1	2	3	4	5
6. My naan bread pizza is balanced.				
1	2	3	4	5

What was the best bit about your naan bread pizza?

---

If you were going to make it again what would you do differently?

---



---

## What is the correct spelling?

We live on the Isle of Wiet Wite White Wight.

My nan cooked a scrumptious apple pigh py pie.

I looked at the stars in the dark sky skigh skie.

“Can you fighnd find fiend my purse please?”

Mie My kite kiet went hie high in the sky skie.

Left, riet, right, rite, went the smart soldiers.

“Good nite night niet,” said mum.



The 'igh' family **igh** **ie** **i-e** **i** **y** **eye**

DB2012

1

You will need:

[clay](#)

water

[paint](#) and paint [brushes](#)

## Making your Diva Lamps

Next, push your thumbs in.



Pinch one side together to make a spout.



Finally, paint your diva lamp.



Add some balls or petals.

Roll some clay into a sausage and add a handle.



First, squash and squeeze a ball of clay.



After, shape the sides of the lamp.



Leave the diva lamp to dry.



Colour all the imperative verbs.

cut	red	bend	paint
squeeze	roll	cat	chair
green	girl	turn	squash
pinch	add	boy	wash

Write sentences using the imperative verbs you found.

1. \_\_\_\_\_ the paper.
2. \_\_\_\_\_ your hands.
3. \_\_\_\_\_ the diva lamp.

Maths – Wednesday

Cut out the subtraction cards and match them to their answers.

# Can you match the calculations to their answers?

## Subtraction pairs

Cut out the calculation and answer cards. Match the calculation to the correct answer.  
You may use equipment to help you find the answer.

$27 - 8 =$

26

$36 - 7 =$

18

$22 - 4 =$

29

$41 - 6 =$

38

$35 - 9 =$

19

$43 - 5 =$

35

Maths Thursday – write these calculations in your home learning book and find the answers!

Look carefully at the sign and what it is telling you to do.  
You can use a hundred square, whiteboard or base 10 to help you.

1.  $29 + 7 =$

$18 - 9 =$

2.  $38 + 10 =$

$26 - 8 =$

3.  $47 + 8 =$

$37 - 10 =$

4.  $63 + 7 =$

$55 - 6 =$