





Phonics Plan

w/b: 14.12.2020

This week we will be:





- Having some Christmas fun with the phonics that we have learnt so far.

Monday	Play some CVC (consonant- vowel- consonant) games together. Maybe you could write the graphemes onto some green triangles, say a word such as cat and see whether your child can find the letters to make the word and build the tree.	
Tuesday	Play a game of I spy with my little eye. Out some Christmas items onto a tray and say 'I spy with my little eye something that begins with..... rhymes with..... or ends with the digraph....'	
Weds	Write the graphemes or tricky words onto some chocolate coins (or some circles of paper!) Say the phoneme / tricky word and see whether your child can find the matching coin. You could even play a game of pairs by writing the same word / grapheme onto separate coins.	
Thursday	Play a digraph game using digraphs learnt so far – sh, ch, th, qu. Find some things around the house that begin or end with the digraphs. Have 3 hoops / boxes and see whether your child can sort the objects into the correct box.	
Friday	Look in books, magazines or newspapers for tricky words learnt so far – I in the to go into no we be she he he she we be into the go no to I	

Maths Plan

w/b: 14.12.2020

This week we will be: playing some Christmas maths games.

Monday	Play a game of 'One more' together. Draw a Christmas tree and write some numbers from 1-9 on the tree. Roll a dice and cover the number that is one more than that number. For example, if you roll the number 3, cover the number 4. You could also play the game finding the number that is one less.	
Tuesday	Play a game together using positional language – behind, over, next to, in between, under. Use a toy and ask your child to put the toy in different places. "Can you put the teddy on top of the box? Under the chair?" Your child could then ask you to put the teddy in some places too!	
Weds	Write some numbers on some paper or a whiteboard but miss some out! Can your child fill in the missing numbers? 1 2 - 4 5 6 - 8 9 10 10 - 8 7 6 - 4 3 2 1	
Thursday	Use some Christmas baubles or toys to make a repeating pattern. Can your child complete the pattern?	
Friday	Go on a Shape Hunt. Look around the house or garden to find some items that are squares, circles, triangles or rectangles. What can you find? What makes a square a square? What makes a circle a circle? How are they different? How are they the same?	

