

Year 6 Remote Learning – Week 7 Beginning 14th December 2020

Please make sure you are reading every day and practising times tables. You can use TT Rockstars and your log-in details are in your Reading Record. You can record what you are reading in your Reading Record. You can also practise spelling and handwriting using the vocabulary from the Topic timetable below.

Maths

As we are coming to the end of term – this is a good opportunity to revisit what we have learnt so far. You will find that the problem solving and challenges set are based on place value, number, factors, division and fractions.

Monday

Put your knowledge of fractions to the test to solve the puzzle

Sorting Investigation


- Cut out the fraction cards and arrange them in the table so that each row heading correctly describes the fractions.
- There must be the same number of cards in each row of the table.

no fractions or mixed numbers whose values are less than 2	
no fractions equivalent to $\frac{3}{4}$	
no fractions or mixed numbers with the denominator 6	

Support

Convert the improper fractions to mixed numbers and write these next to the improper fractions on the cards.

Find and record different solutions to the puzzle.



$\frac{6}{8}$	$2\frac{1}{2}$	$\frac{15}{6}$	$\frac{11}{9}$	$\frac{30}{40}$	$\frac{10}{4}$
$1\frac{5}{6}$	$\frac{7}{10}$	$3\frac{1}{6}$	$\frac{1}{6}$	$\frac{7}{4}$	$\frac{21}{28}$

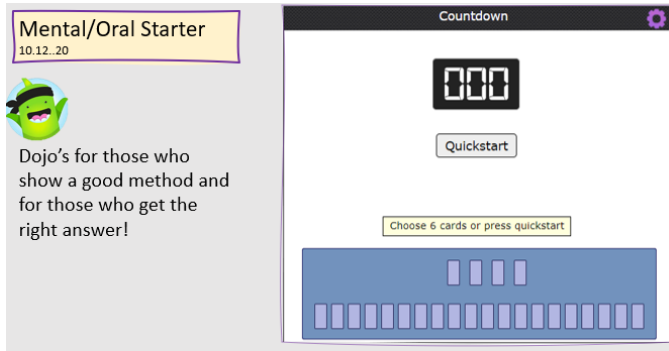
Extra Challenge

- Can you create a similar puzzle for someone else?
- You can choose other fractions and mixed numbers to add to the set.
- Or make up a new table with different row headings.

Tuesday

Compare and order fractions using the numerator

Mental starter <https://nrich.maths.org/6499>



Before completing the activity sheet watch the video first.
Click on the link <https://vimeo.com/470094736>

Wednesday

Problem solving – Which Script?

900	13	၆၆	၂၃	=+五
၃၃	၂	၃၄	83	၅၀၀
=	五+八	2	၅၀	-၆
၂၅	၈၃	၉၃	၃	58
25	၆၀	၃	၈+၃	၂၀
၅၈	+၃	100	၄၃	၃၆

There are six numbers written in five different scripts.
Can you sort out which is which?
Write 51 in each script.

Which numbers do you know?
Can you see any similarities between any of the numbers?
Which numbers are the 'shortest' and the 'longest'?

Thursday

Problem solving – Abundant Numbers

48 is called an abundant number because it is less than the sum of its factors (without itself).
(48 is less than 76.)

Challenge! See if you can find some more abundant numbers!



Recap finding factors of numbers

To find the factors of a number, you have to find all the pairs of numbers that multiply together to give that number.

The factors of 48 are:

1 and 48

2 and 24

3 and 16

4 and 12

6 and 8

If we leave out the number we started with, 48, and add all the other factors, we get 76:

$$1+2+3+4+6+8+12+16+24=76$$

So 48 is called an abundant number


Friday

Problem solving – Make 100

Find at least one way to put in some operations signs (+, -, ×, ÷) to make these digits come to 100.

$$1 \quad 2 \quad 3 \quad 4 \quad 5 \quad 6 \quad 7 \quad 8 \quad 9 =$$

100



How close can you get with just adding?
Which sorts of calculations make the most difference?

English

Monday

Re-read the short stories from last week. Look at the sheet where you identified the beginning, middle and end.

Think about your story. You are going to be saving an endangered animal.

- What is the animal?
- Who do they need saving from?
- Who is doing the saving?

Use the planning sheet to plan out your story.

Tuesday

Remember!

The opening of a story should normally have:

- An interesting, dramatic or exciting opening sentence using one of the opening components discussed
- Information about the setting - where and when the story is set, with a little description about it
- Some characters introduced

Start to write out your story. You should write a short story about an endangered animal that needs to be saved.

<p>Wednesday</p>	<p><u><i>For the middle section:</i></u> <u><i>How to create suspense</i></u></p> <p>Suspense is a technique that the writer uses to make the reader feel</p> <ul style="list-style-type: none"> • Anxious • Excited • scared • Desperate to know what happens next! <p>Some techniques that can be used are</p> <ul style="list-style-type: none"> • Short sentences • <u>Elipses</u> • Similes and metaphors 	<p>Continue writing your story middle.</p>
<p>Thursday</p>	<p><u>What to do for the ending:</u></p> <ul style="list-style-type: none"> • Focus on characters feelings • Leave a clue for what might happen in the next chapter. • Tie up loose ends <p><u>What not to do</u></p> <ul style="list-style-type: none"> • Write 'The End' • He woke up and it was all a dream. 	<p>Finish writing the ending of your story.</p>
<p>Friday</p>	<p>Edit and improve the adjectives and adverbs in your story.</p>	

Topic	
Monday	Draw a cartoon strip of the Christmas story.
Tuesday - Friday	Christmas activity booklet