

Good Morning  
Year 2

Tuesday 5<sup>th</sup> January 2021

Term 3 Week 1

January Lockdown

# Tuesday 5<sup>th</sup> January 2021

## Time Table

### **Morning**

- Tricky fingers
- Phonics/Spelling shed
- Assembly
- Maths
  
- Break
  
- Zoom call check in
- English

### **Afternoon**

- Lunch
  
- Story time zoom/  
Independent Reading
- Foundation subject
- Times tables practice
  
- Home time

# Tricky Fingers

8.40-9am

Get your fingers working!

- Play with some Lego or similar

Or

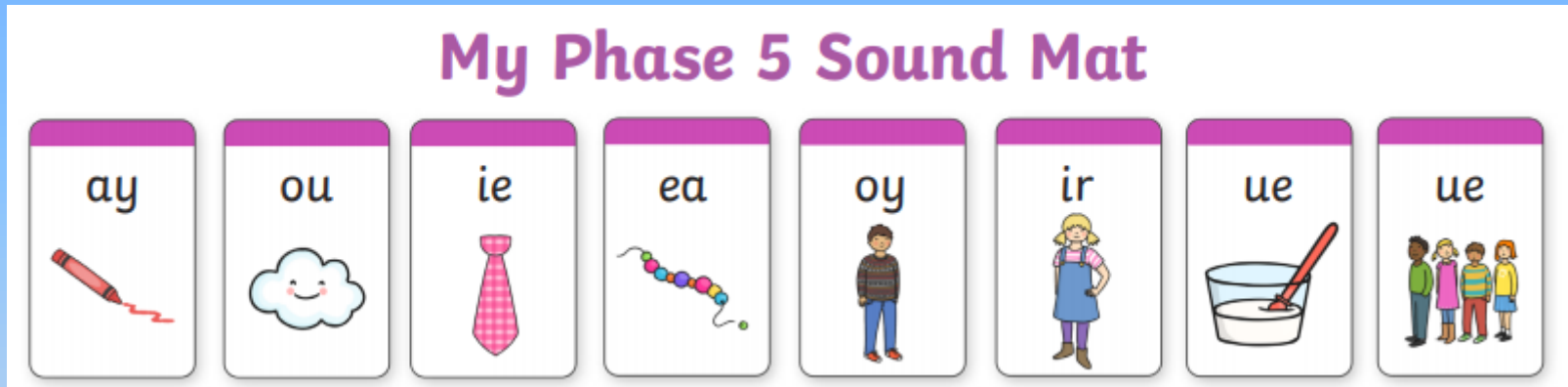
- Draw/colour a picture
- Sing and dance our “Wake up, Shake up” routine

# Phonics

9-9.30am

Recap all these sounds we looked at last term.

Can you think of some words that use these sounds?



Practise and learn these spellings from our common exception word list. They are on spelling shed to play there too.

**door, floor, poor, because, find, kind, mind, behind**

# Assembly

9.30-9.45ish

- **Watch Mrs Crittenden's assembly**

# Maths

9.45ish-10.30am

- Follow the link here for recording of Maths input
- Share recording with viewers:  
[https://us02web.zoom.us/rec/share/oExBOiOnzxY5TL1v-M4Jn5HItWTbMV7z769Y6Ko-PQNFecqqt4aTsT8Y217MSiH.Lt\\_F\\_risq14lo9wP](https://us02web.zoom.us/rec/share/oExBOiOnzxY5TL1v-M4Jn5HItWTbMV7z769Y6Ko-PQNFecqqt4aTsT8Y217MSiH.Lt_F_risq14lo9wP)
- Passcode: =D9I7+zc
- The sheets are on the class website but you can just write your answers in the back of your home learning book.

# Addition

## Term 3 Week 1 Lesson 1



Starter

<https://www.topmarks.co.uk/maths-games/hit-the-button>

**We Are Learning To** Add with 2-digits

**Steps to Success:** I can



- say what addition means
- build an addition calculation on a place value(tens and ones) chart
- complete an addition calculation (not crossing ten)

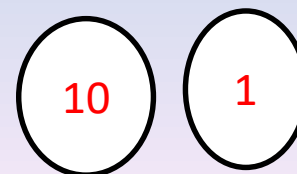
Today we are going to look at adding two 2 digit numbers together. We are going to use a place value chart (showing tens and ones) to help us to do it practically.

Tens	Ones



- Let's use some base 10 to help us with this. As you are at home you will need to get prepared! Maybe you could use some pens for tens and lego/ smarties/ raisins for ones. Or print off the sheet and cut out the tens and ones pictures. You can also make some 10s and 1s coins like this. Use what ever you have.

Tens	Ones
	



# Now you have your tens and ones

## Let's use them



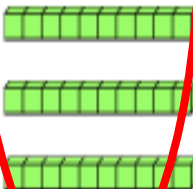

- Find 2 tens
- Find 3 ones
- What number have you made? Write it down
- Find 3 tens
- Find 6 ones
- What number have you made? Write it down
  
- Pause the video and make some more of your own.

Look at the picture.

How many tens are shown? How many ones are shown?  
Can you see we are using the column method again. Do you remember this from last term?

Use the Base 10 to help you complete the addition calculations:

Fluency

Tens	Ones
	
	

Column addition:

$$\begin{array}{r} \boxed{2} \quad \boxed{4} \\ + \boxed{3} \quad \boxed{5} \\ \hline \boxed{\phantom{00}} \quad \boxed{\phantom{00}} \end{array}$$

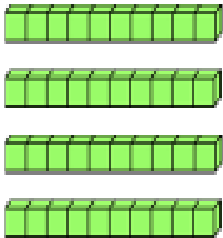



Number sentence:

$$\boxed{24} + \boxed{\phantom{00}} = \boxed{\phantom{00}}$$

# Let's try this one together.

Fluency

Use the Base 10 to help you complete the addition calculations:

Tens	Ones
	
	

Column addition:

$$\begin{array}{r} \boxed{4} \boxed{3} \\ + \boxed{2} \boxed{5} \\ \hline \boxed{6} \boxed{8} \end{array}$$

Number sentence:

$$\boxed{43} + \boxed{25} = \boxed{68}$$

Now we are going to try some by ourselves.  
Choose a calculation card and have a go at solving it.  
There are no exchanges! See how many you can do.

$43 + 25$	$20 + 31$
$16 + 31$	$55 + 23$
$53 + 25$	$71 + 18$
$32 + 33$	$28 + 31$





You can use the equipment you made earlier. Don't throw them away as we are going to practise this again tomorrow!

Fluency

### Practical:

Select a calculation card and build it using equipment. Solve and represent the calculation using column addition and a number sentence.

Addition board

Tens	Ones	Complete it:
		$\begin{array}{r} \boxed{2} \boxed{7} \\ + \boxed{1} \boxed{4} \\ \hline \boxed{4} \boxed{1} \end{array}$
		<p>Number sentences:</p> $\underline{27} + \underline{14} = \underline{41}$ $\underline{41} = \underline{27} + \underline{14}$

$27 + 14$

© Primary Stars Education

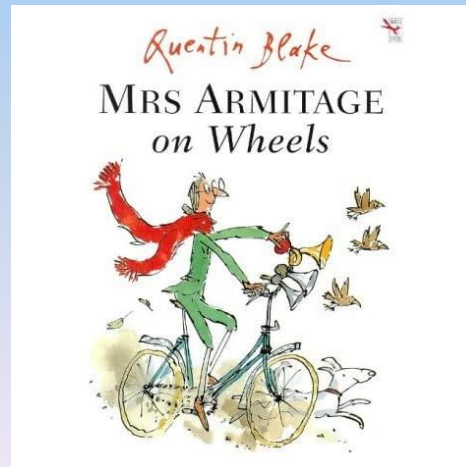
# Break

10.30-10.45am

- **Have a walk or play with some toys**
- **Have a drink of water and a fruit snack**

# Zoom Call Check in 10.45-11am

- Hello Elm class how are you doing today?
- Zoom link on parentmail
- What do you think this story is about?





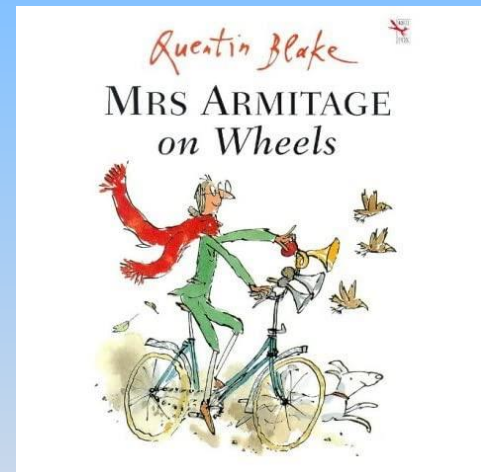
# English

## 11am-12pm

Watch video to listen to the story. Share recording with viewers:

<https://us02web.zoom.us/rec/share/5xA5UmZk0W-Jrj0PMg9o-22TXjmn8qLJwV9qfO0baTogs5S0u33ZawH7oRyv6gB.6nb9DwdCepaR2eK1>

Passcode: KbY=+c7\*



Share recording with viewers: English Input video

<https://us02web.zoom.us/rec/share/XwHWK9ugpqDpymMf7OM1Eg8ltNz5mEY7gz7P-SWzO63sdL-JlICqz9SOnC-ticuk.bJ-iEtnAqxzvTNtB>

- Passcode: g4Cx.Vrr

# Tuesday 5<sup>th</sup> January 2021

WALT (we are learning to): write a book review

S2S (steps to success): I can


- recount a story verbally
- give my opinion
- use examples from the book

# English

## 11am-12pm

- What did you think of the story?
- What is your favourite part?
- Use my favourite word...because
- What happens in the book?
- Would you recommend the book to a friend?  
Why?

# Book Review

Title		
Author		
Type of book	<u>Fiction?</u> <input type="checkbox"/>	<u>Non-Fiction?</u> <input type="checkbox"/>
Rating		

What is the book about?


What was your favourite part?


Would you recommend this book?


Write the questions in your book and write your answers underneath.

# Lunch

## 12-1pm

- **Have a walk, draw a picture or play with some toys**
- **What will you eat for lunch today?**

# Reading

## 1-1.30pm

- Story time 1-1.15pm
- Own independent Reading 1.15-1.30pm

# Science

1:30-2.30pm

- What are materials?
- Hunt around your house and see if you can find examples to show different materials.
- Remember to stay safe. Only pick up things you know you are allowed to touch and bring back to your table.
- Ask an adult if you need help.
- What can you say about each material you found?



# Science

- Follow the link below to an interactive introduction lesson to materials.
- <https://classroom.thenational.academy/units/materials-de3f>
- **Lesson 1**
- **What is a Material?**
- Follow the lesson and complete the tasks.
- Write what you have learnt today about Materials.

# Times tables Maths

- Times tables
- Mental Maths train
- [click here 2](#)
- week 1 x10

# Home time

3pm

- I hope you had a wonderful day 😊
- Enjoy your time at home
- See you tomorrow
- Year 2 Team 😊