

Good Morning
Elm Class
Wednesday 6th January 2021

Term 3 Week 1
January Lockdown

Week 1

Time Table

Morning

- Tricky fingers
- Phonics/Spelling shed
- Assembly
- Maths

- Break

- Zoom call check in
- English

Afternoon

- Lunch

- Story time zoom/
Independent Reading
- Foundation subject
- Times tables practice

- Home time

Tricky Fingers

8.40-9am

Get your fingers working!

- Play with some Lego or similar

Or

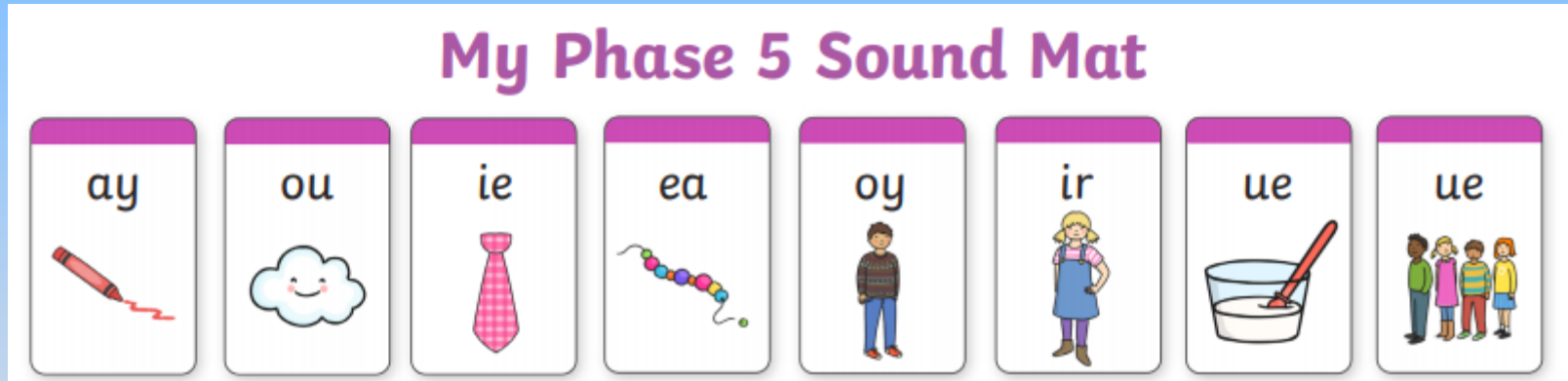
- Draw/colour a picture
- Sing and dance our “Wake up, Shake up” routine

Phonics

9-9.30am

Recap all these sounds we looked at last term.

Can you think of some words that use these sounds? Say your words. Use your robot arms to sound out. Then try to spell them. Put in sound buttons to check.



Practise and learn these spellings from our common exception word list. They are on spelling shed to play there too.

door, floor, poor, because, find, kind, mind, behind

Assembly

9.30-9.45ish

- **Listen to an author/famous person tell a story**
- **[click here story](#)**
- Scroll down to Oprah Winfrey reading 'The hula-hoopin queen'

Maths

9.45ish-10.30am

- Follow the link to the video input

- Share recording with viewers:

https://us02web.zoom.us/rec/share/YAog3HNbnEnValOi8CmoDZ_Oup6qAtJdVUV9N8xFQwZnGLW5wF5DO1a0vlpm371a.jQ2AaAz-aBZcKuht

- Passcode: w*?Xif3D

Addition

Term 3 Week 1

Lesson 2



Starter

Count in 5s to 100 forward and back

WALT Add with 2-digits




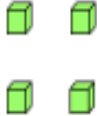
S2S I can

- say what addition means
- Build an addition calculation on a tens frame
- Complete an addition calculation (not crossing ten)

Let's try this one together.

Fluency

Use the Base 10 to help you complete the addition calculations:

Tens	Ones
	
	
3	9

Column addition:

$$\begin{array}{|c|c|} \hline 1 & 5 \\ \hline + & 2 & 4 \\ \hline 3 & 9 \\ \hline \end{array}$$

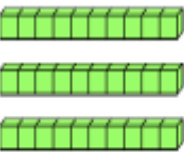

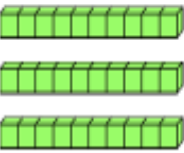

Number sentence:

$$\boxed{15} + \boxed{24} = \boxed{39}$$

Let's try this one together.

Fluency

Use the Base 10 to help you complete the addition calculations:

Tens	Ones
	
	
6	6

Column addition:

$$\begin{array}{|c|c|} \hline 3 & 2 \\ \hline + & 3 & 4 \\ \hline 6 & 6 \\ \hline \end{array}$$

Number sentence:

$$\boxed{32} + \boxed{34} = \boxed{66}$$





You can use base 10 or the coins you have made again.

Fluency

Practical:

Select a calculation card and build it using equipment.
Solve and represent the calculation using column addition and a number sentence.

Addition board

Tens	Ones	Complete it:
		$\begin{array}{r} \boxed{2} \boxed{7} \\ + \boxed{1} \boxed{4} \\ \hline \boxed{4} \boxed{1} \end{array}$
		<p>Number sentences:</p> $\underline{27} + \underline{14} = \underline{41}$ $\underline{41} = \underline{27} + \underline{14}$

$27 + 14$

© Primary Stars Education

Now we are going to try some by ourselves again.
Choose a calculation card and have a go at solving it.
There are no exchanges! See how many you can do.

$84 + 15$	$18 + 41$
$61 + 32$	$36 + 52$
$26 + 23$	$57 + 22$
$15 + 14$	$45 + 13$

Break

10.30-10.45am

- **Have a walk or play with some toys**
- **Drink some water and have a fruit snack**

Zoom Call Check in 10.45-11am

- Hello Year 2 how are you doing today?
- Zoom link in parentmail

English

11am-12pm

- Click on the link to watch the English input

- Share recording with viewers:

<https://us02web.zoom.us/rec/share/z12snosMeJzhP1ijMCwH-XnjC7JUuznfyWhNowQ3NtXq2YP4cpJCsitZn9ycFX5b.gV5gii4VJTvFqM12>

- Passcode: c6SgP&Qv

English

11am-12pm

- <https://www.youtube.com/watch?v=TG2Ijm9UxPc>
- Watch video above to listen to the story again.
- Can you act out the story?
- Do you know it well enough to know what is happening next?
- Watch the story again see if you can join in with the words.


What is a noun?

Grammar terminology

- **noun**




- **adjective**




Grammar terminology

verb



adverb



What is a noun?

What is an adjective?

What is a verb?

What is an adverb?

Grammar terminology

• noun

- A noun is a person, place or thing.

• adjective

- An adjective describes the noun. (subject-person, place or thing)

Grammar terminology

verb

- A verb is a doing word.
The action in a sentence.

adverb

- An adverb describes the verb.
(explaining how the noun is **doing** something)

Wednesday 6th January 2021

- (WALT) We Are Learning To... use the correct grammar terms
- (S2S) Steps to Success: I can
- read the question
- understand the grammar terminology
- choose the correct example to show the correct grammar meaning.
- Write the sentences with the answer with it

Answer the questions

- A hedgehog walked across the road.

1. Circle the verb

- Then the chain came off.

2. Circle the noun

- “What this bike needs is somewhere to carry a light snack.”

3. Circle the adjective

- She happily made a seat for Breakspear.

4. Circle the adverb

- She rigged up a _____ mast and a _____ sail.

5. Add in appropriate adjectives

- Mrs Armitage picked herself up _____ .

6. Add in an appropriate adverb

- What do these roller skates need?

7. Write the type of sentence this is.

_____ .

Next slides have the answers!
No peeping until you're done and
then you can tick it or fix it.

Answers

A hedgehog **walked** across the road.

- Circle the **verb**

Then the **chain** came off.

- Circle the **noun**

“What this bike needs is somewhere to carry a **light** snack.”

- Circle the **adjective**

She **happily** made a seat for Breakspear.

- Circle the **adverb**

Answers

She rigged up a tall/big mast and a blue/big sail.

- Add in appropriate adjectives

Mrs Armitage picked herself up crossly/wearily/angrily/.

- Add in an appropriate adverb

What do these roller skates need?

- Write the type of sentence this is.

question.

Lunch

12-1pm

- **Have a walk, draw a picture or play with some toys**
- **I wonder what you'll have for lunch today?**

Reading

1-1.30pm

- Story time with a Year 2 adult 1-1.15pm
- Click link below
- Share recording with viewers:
https://us02web.zoom.us/rec/share/xKC71dOzQIT44e3ZMxtHZH3YcQ5Kv5skdvD5zDjJgpfKBS9XToc21uf0pGdMj_Jq.z042aJksMUobqAK4
- Passcode: 3T52.nVN
- Own independent Reading 1.15-1.30pm

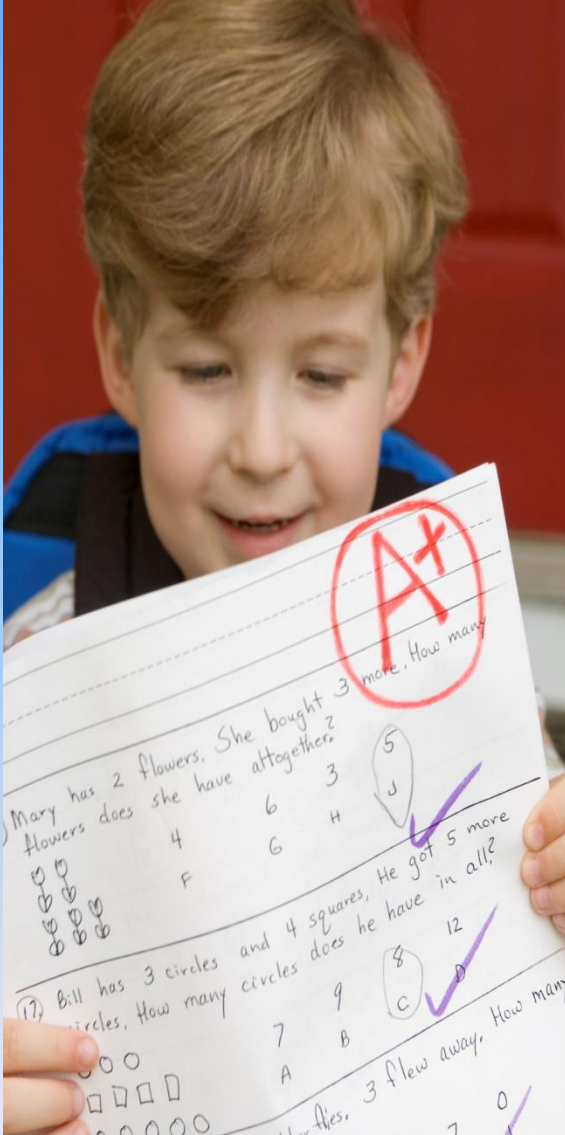
Music and RHE


1:30-2.30pm


- Follow the link below to an interactive introduction lesson to music and pulse.
- [click here music](#)
- **Lesson 1**
- **Pulse**
- Follow the lesson and complete the tasks.
- Write what you have learnt today about Pulse in music.

RHE

- Do you see success in the following pictures? Why or why not? If yes, how do you think the people in the picture feel about their success?
- It is important to understand that feeling proud of success is a positive feeling.







Pause for
thought

Think of a time
you achieved
something
wonderful.

What are your
dreams and
goals for the
coming year?
What do you
want to do
when you
grow up?

Think of a time when you stayed motivated even when doing something challenging?
Write yourself a certificate. Is there anyone else in your family that you would write a certificate for?

Puzzle 3

Weekly Celebration 1

This week we are celebrating people who:

Stay motivated when doing something challenging





Dreams and Goals
Treasure Chest Template - Ages 6-7 - Piece 1



This treasure chest belongs to...

This treasure chest belongs to

Draw your own treasure chest to fill in.

A success I have achieved is...

A success I have achieved is

Next week we will be setting you some challenges.

This made me feel...

This made me feel

Times tables Maths

- Times tables Hit the button
- [click here 3](#)
- week 1 x10

Home time

3pm

- I hope you had a wonderful day 😊
- Enjoy your time at home
- See you tomorrow
- Year 2 team