

Good Morning

Thursday 7<sup>th</sup> January 2021

Term 3 Week 1

January Lockdown

# Thursday 7<sup>th</sup> January 2021

## Time Table

### **Morning**

- Tricky fingers
- Phonics/Spelling shed
- Assembly
- Maths
  
- Break
  
- Zoom call check in
- English

### **Afternoon**

- Lunch
  
- Story time / Independent Reading
- Foundation subject
- Times tables practice
  
- Home time

# Tricky Fingers

8.40-9am

Get your fingers working!

- Play with some Lego or similar

Or

- Draw/colour a picture
- Sing and dance our “Wake up, Shake up” routine

# Phonics

9-9.30am

Recap all these sounds we looked at last term.

Can you think of some words that use these sounds? Say your words. Use your robot arms to sound out. Then try to spell them. Put in sound buttons to check.



Practise and learn these spellings from our common exception word list. They are on spelling shed to play there too.

door, floor, poor, because, find, kind, mind, behind

# Assembly

## 9.30-9.45ish

- **Singing assembly songs**
- **[click here songs](#)**
- Join in with the Wake up shake up song

# Maths

9.45ish-10.30am

- Follow zoom link
- Share recording with viewers:  
<https://us02web.zoom.us/rec/share/4MMFmztMdBn-4leHjIFjLmDEdwCYu7RrSgqb70diw8svcSxZP4X-NgBzudnfnTNY.H8zBXz6MJqD566fi>
- Passcode: nx0d\$!EP

# Addition

## Term 3 Week 1 Lesson 3



Starter : Call out number bonds to 10. I say 6 you say? I say 3 you say? I say 8 you say? I say 1 you say? I say 5 you say? I say 0 you say? I say 9 you say?

**WALT:** Add with 2-digits

**S2S:** I can


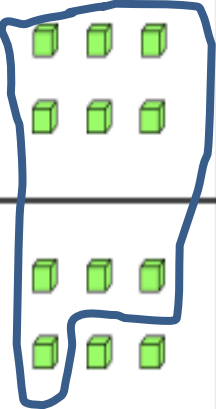


- say what addition means
- Build an addition calculation on a tens frame
- Complete an addition calculation (crossing ten)

Let's look at this together. How many ones are there altogether? Can we have this number of ones in the ones column?

What can we do?

column addition:

Fluency

Tens	Ones
	
	

$$\begin{array}{|c|c|} \hline 2 & 6 \\ \hline + & 1 & 6 \\ \hline & & \\ \hline & & \\ \hline \end{array}$$

Compact column addition shows the exchange of ten ones to one ten.








We can .....

exchange!



column addition:

Tens	Ones
	
	 




$$\begin{array}{r}
 \begin{array}{|c|c|} \hline 2 & 6 \\ \hline \end{array} \\
 + \begin{array}{|c|c|} \hline 1 & 6 \\ \hline \end{array} \\
 \hline
 \begin{array}{|c|c|} \hline & \\ \hline \end{array} \\
 \begin{array}{|c|c|} \hline & \\ \hline \end{array}
 \end{array}$$

Compact column addition shows the exchange of ten ones to one ten.

# Now we have taken the ten over to the tens column.

Fluency

column addition:

Tens	Ones
	
	
4	2

$$\begin{array}{|c|c|} \hline 2 & 6 \\ \hline + & 1 & 6 \\ \hline 4 & 2 \\ \hline \end{array}$$

Compact column addition shows the exchange of ten ones to one ten.

We are going to use our tens and ones place value chart to practise adding with exchanging.

**Remember...** ten ones can be exchanged for one ten.

### Compact column addition

#### Step 1:

Build each number allowing you to visualise the number of tens and ones.

**Addition board**

Tens	Ones	Column addition (compact)
		$\begin{array}{r} 27 \\ + 14 \\ \hline 41 \end{array}$
		<p>Number sentences:</p> $27 + 14 = 41$ $41 = 27 + 14$

27 + 14

#### Step 2:

Exchange ten ones for one ten and show this using compact column addition.

**Addition board**

Tens	Ones	Column addition (compact)
		$\begin{array}{r} 27 \\ + 14 \\ \hline 41 \end{array}$
		<p>Number sentences:</p> $27 + 14 = 41$ $41 = 27 + 14$

27 + 14

Now we are going to try some by ourselves. Choose a calculation card and have a go at solving it. There are exchanges! See how many you can do practically.

$38 + 13$	$22 + 19$
$47 + 24$	$45 + 36$
$56 + 25$	$17 + 28$
$39 + 22$	$43 + 39$

# Break

10.30-10.45am

- **Have a walk or play with some toys**
- **Have a fruit snack and a glass of water**

# Zoom Call Check in 10.45-11am

- Hello Year 2 how are you doing today?
- Zoom link is on parent mail
- Guess the character...

# Guess the character...

- She cleans and tidies all day.
- She has blonde hair
- She wears a beautiful blue dress.
- She has two horrible sisters.
- She runs away at midnight.



# Cinderella

Now you try describing another character to someone.



# What things did you say to help them to guess?

- What they looked like?
- What their personality is like?
- What they do in their story?
- Who their friends are?
- What they say?

# English

## 11am-12pm

- English lesson zoom link
- Share recording with viewers:  
[https://us02web.zoom.us/rec/share/N3gydptloY17UF0etFsBvCRQLsTvkJtA2\\_crEflzSzu2gBXWzwOw65JgBavVKdgU.RXa8V7jopxNCbJPo](https://us02web.zoom.us/rec/share/N3gydptloY17UF0etFsBvCRQLsTvkJtA2_crEflzSzu2gBXWzwOw65JgBavVKdgU.RXa8V7jopxNCbJPo)
- Passcode: ga7NZ%db

# English

## 11am-12pm

- [https://www.youtube.com/watch?v=BL\\_Jl9V16s](https://www.youtube.com/watch?v=BL_Jl9V16s)
- Watch video above to listen to the story again.
- You need to really know it so you can write your own version of the story next week.
- Can you join in with the words?

# Thursday 7<sup>th</sup> January 2021

## WALT: describe a character

- S2S: I can
- Describe how they look (appearance)
- Describe their personality
- Use examples from the texts

What type of word are we going to have to use in our writing?

**Adjectives**

What adjectives can you think of to describe what Mrs Armitage looks like?



- Appearance
- She has a long, pointy nose.

**body**

slim/skinny  
trim  
buff  
well built  
muscular  
plump  
stocky  
chubby  
fat  
overweight  
obese  
short  
tall  
petite  
average height

**skin**

dark  
light  
fair  
olive  
pale  
tan  
pimpley  
freckles  
spots  
pimples

**hair**

blond  
red  
brown  
black  
grey  
white  
long  
short  
straight  
curly  
frizzy  
bald  
receding

# What adjectives can you think of to describe what Mrs Armitage is like?



- Personality
- She is bonkers because she puts a mast, a sail and bunting onto her small bike.





Anxious



Naughty



Stubborn



Impatient



Sensitive



Intelligent



Nice



Nervous



Emotional



Bad-tempered



Mean



Distracted



Dishonest



Rude



Discreet



Crazy



Untidy



Cheeky



Cheerful



Energetic



Optimistic



Pessimistic



Unpleasant



Talkative



Calm



Passionate



Proud

# PERSONALITY & CHARACTER

- warm
- kind
- pleasant
- sweet
- good-natured
- positive
- optimistic
- cold
- unkind
- unpleasant
- horrible
- unfriendly
- gloomy
- pessimistic
- extrovert
- sociable
- outgoing
- talkative
- communicative
- cheerful
- easygoing
- introvert
- quiet
- reserved
- shy
- taciturn
- negative
- miserable

MASTERY 

ENGLISHMASTERY 

ENGLISH

# What things does Mrs Armitage do in the story?



- Actions
- She is **eccentric** because she adds all sorts of silly things to her bike.
- She is **considerate** because she makes a seat for Breakspear.

# Thursday 7<sup>th</sup> January 2021

## WALT: describe a character

S2S: I can

- describe how they look
- describe their personality
- use examples from the text

1. What is the character's appearance?
2. What is the character's personality?
3. What does the character do?

Character: Mrs Armitage



# Mrs Armitage

## Character profile shared writing

- Mrs Armitage is tall and skinny. She has a long pointy nose with round glasses. She wears a smart, green suit.
- Mrs Armitage is a kind hearted and friendly lady. She can be a bit silly because she keeps adding unnecessary things to her little bicycle.

# Mrs Armitage Character profile

## Independent writing

- Now write your own Character profile about Mrs Armitage. Use the adjectives posters to help you write descriptions about her.
- Mrs Armitage is ....

# Lunch

## 12-1pm

- **Have a walk, draw a picture or play with some toys**
- **What will you eat today?**

# Reading

## 1-1.30pm

- Story time with year 2 adult 1-1.15pm
- Link below...
- Share recording with viewers:  
[https://us02web.zoom.us/rec/share/tuLRP8vGoHN11uQSxuScFxQ2RcCGLp2ztRYZ3qFoPq4D3m7EsOCXF\\_NRBI6cVgJ7.1cJRGq9eXs0TqmHs](https://us02web.zoom.us/rec/share/tuLRP8vGoHN11uQSxuScFxQ2RcCGLp2ztRYZ3qFoPq4D3m7EsOCXF_NRBI6cVgJ7.1cJRGq9eXs0TqmHs)
- Passcode: h+L%txC2
- Own independent Reading 1.15-1.30pm



# PE

1:30-2.30pm

- Get physical and get your heart racing... run, jump, hop and play some active games. Do whatever you have available to you at home.
- 
- If you can't get outside or think of a game then join in with some super movers
- <https://www.bbc.co.uk/teach/supermovers/ks1-maths-length-height/zdrx92p>
- 
- After all that running and jumping about, watch and follow this cosmic kids yoga  
<https://www.youtube.com/watch?v=QM8NjfCfOg0>

# Times tables Maths

- Times tables Are You a Math Magician - Multiplication
- [click here 4](#)
- week 1 practise your 10 times tables

# Home time

3pm

- I hope you had a wonderful day 😊
- Enjoy your time at home
- See you tomorrow
- Year 2 team 😊