

Good Morning  
Year 2

Monday 11<sup>th</sup> January 2021

Term 3 Week 2

# Monday 11<sup>th</sup> January 2021

## Time Table

### **Morning**

- Tricky fingers
- Phonics/Spelling shed
- Maths
- Assembly
  
- Break
  
- Zoom call check in & story
- English

### **Afternoon**

- Lunch
  
- Independent Reading/Read your spellings
- Foundation subject
- Times tables practice
  
- Home time

# Tricky Fingers

8.40-9am

Get your fingers working!


- Play with some Lego or similar

Or

- Draw/colour a picture
- Sing and dance our “Wake up, Shake up” routine

# Phonics

## 9-9.30am



Recap this sound we looked at last term.

What is this sound called? split digraph a-e

Can you think of some words that use this sound?

Write them down.

There are lots of ways to write the 'a-e' sound (a-e/ai/a/ay) so check your spelling that you have used the correct split digraph a-e spelling. Use robot arms and sound buttons.

Practise and learn these spellings from our common exception word list. They are on spelling shed to play there too.

**child, children, wild, climb, most, only, every, both**

# Split Digraphs Table

o-e

e-e

u-e

a-e

i-e



# Maths

9.45ish-10.30am

- Follow the link here for recording of Maths input
- Share recording with viewers:  
<https://us02web.zoom.us/rec/share/fGrxL02mcSiXzMdZ-9LHSb8LGcN8BKbCKiEtIDeLzLSfY94a5rx8ypFWdn0-RTx.ADoIQwDKhHVbpYF1>
- Passcode: u+@1?rs1
- The sheets are on the class website but you can just write your answers in the back of your home learning book.

# Addition Term 3

## Week 2

### Lesson 1



Starter

Counting in twos to 50. can you count backwards too?

**WALT** Add with 2-digits

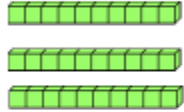



**S2S** I can

- Build an addition calculation on a place value chart
- Complete an addition calculation crossing ten and exchanging
- Record my exchange

Do you remember what we were learning last week during our maths learning? We used the column method to help us add our 2 digit numbers. Where do we always start our adding? Let's look at this together. How many ones do we have altogether?

Compact column addition:

Fluency

Tens	Ones
	
	

Column addition:

$$\begin{array}{|c|c|} \hline 3 & 6 \\ \hline + & 2 & 7 \\ \hline & & \\ \hline \end{array}$$

Number sentence:




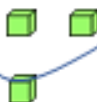
$$\boxed{36} + \boxed{27} = \boxed{\phantom{00}}$$

© Primary Stars Education



Can you see that we have 11 ones? What do we do now?  
 We exchange and take the ten over to the tens column.  
 We are going to learn how to record this when we are writing our calculation.

Compact column addition:

Tens	Ones
	
	

Column addition:

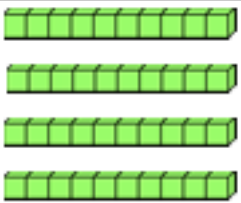


$$\begin{array}{r}
 \begin{array}{|c|} \hline 4 \\ \hline \end{array}
 \begin{array}{|c|} \hline 8 \\ \hline \end{array} \\
 + \begin{array}{|c|} \hline 2 \\ \hline \end{array}
 \begin{array}{|c|} \hline 3 \\ \hline \end{array} \\
 \hline
 \begin{array}{|c|} \hline \\ \hline \end{array}
 \begin{array}{|c|} \hline \\ \hline \end{array}
 \end{array}$$

Number sentence:

$$\begin{array}{|c|} \hline 48 \\ \hline \end{array}
 + \begin{array}{|c|} \hline 23 \\ \hline \end{array}
 = \begin{array}{|c|} \hline \\ \hline \end{array}$$

So we have exchanged our ten and taken it over to the tens column. We must show what we have done on our calculation. I have shown my exchange by writing 1 under the tens column. We must not forget to add the extra ten.

Compact column addition:

Tens	Ones
	
	
7	1

Column addition:





$$\begin{array}{r}
 \begin{array}{|c|c|}
 \hline
 4 & 8 \\
 \hline
 \end{array} \\
 + \begin{array}{|c|c|}
 \hline
 2 & 3 \\
 \hline
 \end{array} \\
 \hline
 \begin{array}{|c|c|}
 \hline
 7 & 1 \\
 \hline
 \end{array} \\
 |
 \end{array}$$

Number sentence:

$$\boxed{48} + \boxed{23} = \boxed{71}$$

Let's look at another one together. How many ones are there altogether? Can we have that many in the ones column? What shall we do?

Compact column addition:

Tens	Ones
	
	

Column addition:

$$\begin{array}{r}
 \boxed{2} \quad \boxed{7} \\
 + \boxed{2} \quad \boxed{5} \\
 \hline
 \boxed{\phantom{0}} \quad \boxed{\phantom{0}}
 \end{array}$$




Number sentence:

$$\boxed{27} + \boxed{25} = \boxed{\phantom{00}}$$

How many ones do we have now? We must remember to record the ten that we have taken over underneath.

Fluency

Compact column addition:

Tens	Ones
	
	
5	2
1	

Column addition:

$$\begin{array}{r} \begin{array}{|c|c|} \hline 2 & 7 \\ \hline \end{array} \\ + \begin{array}{|c|c|} \hline 2 & 5 \\ \hline \end{array} \\ \hline \begin{array}{|c|c|} \hline 5 & 2 \\ \hline \end{array} \\ 1 \end{array}$$

Number sentence:

$$\boxed{27} + \boxed{25} = \boxed{52}$$

Now we are going to try this ourselves. We can still use the tens and ones charts that we used last week if we want to. Don't forget to write the 1 under the tens column if you have exchanged it!

## Column addition (crossing 10)

Complete the addition calculations. You may use equipment to help you.

$$\begin{array}{r} 47 \\ + 24 \\ \hline \\ \hline \end{array}$$

$$\begin{array}{r} 63 \\ + 19 \\ \hline \\ \hline \end{array}$$

$$\begin{array}{r} 77 \\ + 17 \\ \hline \\ \hline \end{array}$$

$$\begin{array}{r} 43 \\ + 39 \\ \hline \\ \hline \end{array}$$

$$\begin{array}{r} 26 \\ + 65 \\ \hline \\ \hline \end{array}$$

$$\begin{array}{r} 18 \\ + 52 \\ \hline \\ \hline \end{array}$$

$$\begin{array}{r} 35 \\ + 46 \\ \hline \\ \hline \end{array}$$

$$\begin{array}{r} 67 \\ + 28 \\ \hline \\ \hline \end{array}$$


# Assembly

- **Watch Mrs Crittenden's assembly when the link comes through**

# Break

10.30-10.45am

- **Have a walk or play with some toys**
- **Have a drink of water and a fruit snack**



# Zoom Call Check in 10.45-11am

- Hello Year 2 how are you doing today?
- Zoom link on parentmail



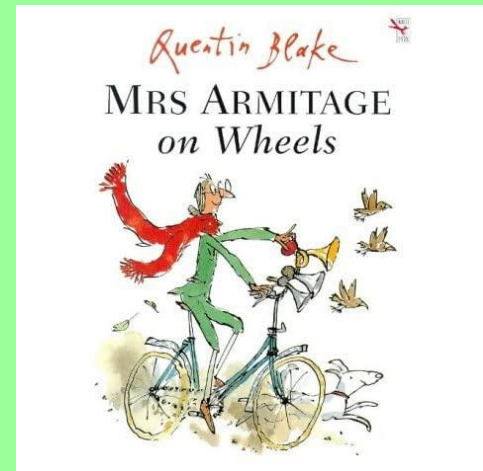
# English

## 11am-12pm

Watch video to listen to the story. Share recording with viewers:

[https://us02web.zoom.us/rec/share/5xA5UmZk0W -Jrj0PMg9o-22TXjmn8qLJwV9qfO0baTogs5S0u33ZawH7oRyv6gB.6nb9DwdCepaR2eK1](https://us02web.zoom.us/rec/share/5xA5UmZk0W-Jrj0PMg9o-22TXjmn8qLJwV9qfO0baTogs5S0u33ZawH7oRyv6gB.6nb9DwdCepaR2eK1)

Passcode: KbY=+c7\*




English Input video Share recording with viewers:

[https://us02web.zoom.us/rec/share/nJ--PO8T\\_ppnhKZkmNYfFF0Jk8Ad7Ot6VUUGGryIf6WoKia9WUZyrkAbDesKvj14.wOEqb\\_DVetVB-5OE](https://us02web.zoom.us/rec/share/nJ--PO8T_ppnhKZkmNYfFF0Jk8Ad7Ot6VUUGGryIf6WoKia9WUZyrkAbDesKvj14.wOEqb_DVetVB-5OE)

Passcode: ai&kUe8h


Sequence the pictures to show you know the order of the story.



1	C
2	
3	
4	
5	
6	

Write a chart like above and write the letters in order to show the sequence of the story.

# Answers



1	C
2	B
3	A
4	E
5	F
6	D

# Monday 11<sup>th</sup> January 2021

WALT (we are learning to): write sentences

S2S (steps to success): I can

- sequence and recap a story
- order words to form a sentence correctly
- punctuate a sentence



# Form a sentence

- On the next slide you will see some mixed up sentences. The words are all jumbled up.
- Can you put them in the right order to make a sentence?
- You also need to add punctuation. (Full stops and capital letters.)
- It may be easier to write words on small separate pieces of paper so you can move them around into the correct positions.
- Then just take a photo of your complete jigsaw sentences. Or copy them out neatly into your book. Remember full stops and capital letters!

Put each sentence into the correct order

- *hedgehog across walked a the road*
- *loud all horns very were the*
- *apples so she a for and tray bananas got*
- *was breakspear tired quite feeling*
- *what umbrellas needs bike are two this*
- *Wreckage Mrs Armitage herself up the from  
picked*

# Answers

- *A hedgehog walked across the road.*
- *(The hedgehog walked across a road. -also works!)*
- *All the horns were very loud.*
- *So she got a tray for apples and bananas.*
- *Breakspear was feeling quite tired.*
- *What this bike needs are two umbrellas.*
- *Mrs Armitage picked herself up from the wreckage.*

# Lunch

## 12-1pm

- **Have a walk, draw a picture or play with some toys**
- **What will you eat for lunch today?**





# Reading and Fast Learning

1-1.30pm

- Own independent Reading 1pm-1.15pm
- Fast Learning: Read and copy these sentences in your best hand writing like we did in class last term.

*Mrs Armitage was out  
on her bicycle.*

*Breakspear the dog ran  
alongside. A hedgehog  
walked across the road.*

*Tring! Tring! Went Mrs  
Armitage on the bell.*

*“What this bike needs.”*


# Art and Introduction to our topic

## How would you like to travel?

1:30-2.30pm

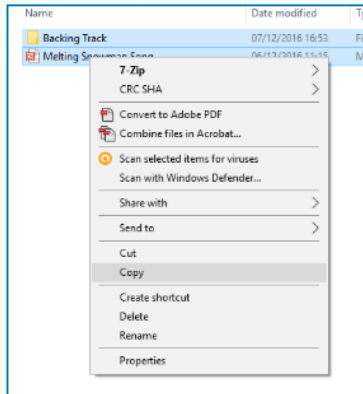
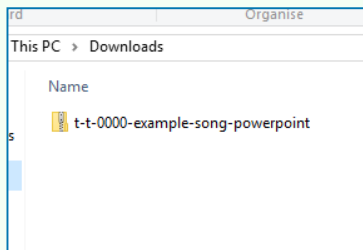
- Go through the slides below
- 1<sup>st</sup> – how many vehicles can you spot?
- 2<sup>nd</sup> - The rest are pictures of vehicles to help with your art and some videos – if they work!!!
- Maybe you could Google to see different vehicles moving.
- What vehicles can you see from your window or a walk?
- Your Art Task is to make a picture of a vehicle to go on our display at school. You can use what ever you have at home. Maybe draw with colouring pencils or pens, paint, make a collage or make a giant art work from pillows/clothes etc. Just take a photo from a birds eye view and we will print at school and add to our display.
- Enjoy being creative

# How many modes of transport/ vehicles can you see?

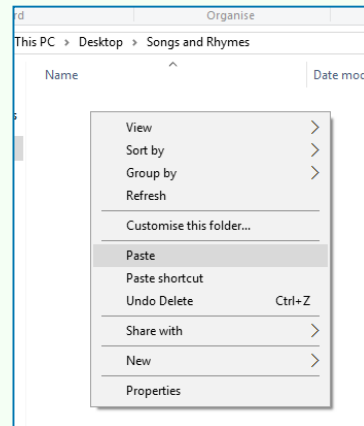


# Guidance for Video/Audio in PowerPoints

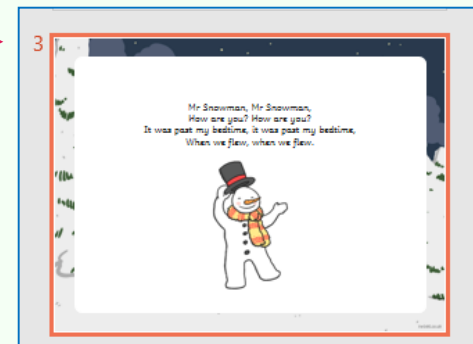
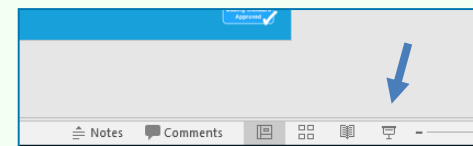
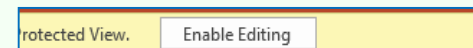
1. Open the folder and copy all the files.



2. Paste the copied files into a new folder.



3. Open the PowerPoint file, enable editing and enter presentation mode (start the slide show).





Please note the embedded audio may not be compatible with early versions of PowerPoint.

You may wish to delete this slide before beginning the presentation.




Click on an image to watch the video






Steam Train






Aeroplane








Bus







Hot-Air Balloon



# Some vehicles to help with your art



# Times tables Maths

- Times tables Coconut multiples
- [click here 1](#)
- week 2 x2

# Home time

3pm

- I hope you had a wonderful day 😊
- Enjoy your time at home
- See you tomorrow
- Year 2 Team 😊