

Good Morning

Year 2

Tuesday 12th January 2021

Term 3 Week 2

Tuesday 12th January 2021

Time Table

Morning

- Tricky fingers
- Phonics/Spelling shed
- Assembly
- Maths
- Break
- Zoom call check in & story
- English

Afternoon

- Lunch
- Independent Reading/Read your spellings
- Foundation subject
- Times tables practice
- Home time

Tricky Fingers

8.40-9am

Get your fingers working!

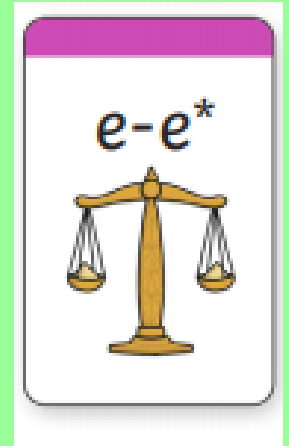
- Play with some Lego or similar

Or

- Draw/colour a picture
- Sing and dance our “Wake up, Shake up” routine

Phonics

9-9.30am



Recap this sound we looked at last term.

What is this sound called? split digraph e-e

Can you think of some words that use this sound?

Write them down.










There are lots of ways to make the 'e-e' sound (e-e/ee/ea/ey) so check your spelling that you have used the correct split digraph e-e spelling. Use robot arms and sound buttons.

Practise and learn these spellings from our common exception word list. They are on spelling shed to play there too.

child, children, wild, climb, most, only, every, both

This sheet is on the website for you to copy and it has the answers too to help!

Split Digraphs Table

o-e	e-e	u-e	a-e	i-e
				
				
				
				
				
				
				
				
				

Assembly

9.30-9.45ish

- Family trust assembly
- [click here FT TV](#)

Maths

9.45ish-10.30am

- Follow the link here for recording of Maths input
- <https://us02web.zoom.us/rec/share/IFX6-u2bHvK7k4fEdmcJM0LLTUw79EPKGSMsmflmeV8HwKV60YPmrnEkG00U2iNE.x5qh7uoO7ljS0Rla>
-
- Passcode: A2NLdQy.

- All the sheets for the week are on the class website but you can just write your answers in the back of your home learning book, no need to print.

Addition Term 3

Week 2

Lesson 2



Starter

Counting in twos to 50. can you count backwards too?

WALT Add with 2-digits





S2S I can

- Build an addition calculation on a place value chart
- Complete an addition calculation crossing ten and exchanging
- Record my exchange

Do you remember what we were learning yesterday during our maths learning? We used the column method to help us add our 2 digit numbers. Where do we always start our adding? We began to record our exchanging by putting a 1 under the tens column. This makes it easier for us to remember when we are not using equipment (tens and 1's to help us)

Fluency

Compact column addition:

Tens	Ones
	
	

Column addition:

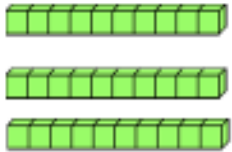



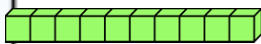


$$\begin{array}{|c|c|} \hline 3 & 6 \\ \hline + & 2 & 7 \\ \hline & & \\ \hline \end{array}$$

Number sentence:

$$\boxed{36} + \boxed{27} = \boxed{}$$

Let's look at this together. Where do we start adding? Can we have more than 10 in the ones column? What shall we do? Exchange! We have to remember to record that under the tens column. How many ones do we now have? How many tens?

Compact column addition:

Tens	Ones
	 
 	 
6	3

1

Column addition:

$$\begin{array}{r}
 \begin{array}{|c|} \hline 3 \\ \hline \end{array} \begin{array}{|c|} \hline 6 \\ \hline \end{array} \\
 + \begin{array}{|c|} \hline 2 \\ \hline \end{array} \begin{array}{|c|} \hline 7 \\ \hline \end{array} \\
 \hline
 \begin{array}{|c|} \hline 6 \\ \hline \end{array} \begin{array}{|c|} \hline 3 \\ \hline \end{array} \\
 1
 \end{array}$$

Number sentence:

$$\boxed{36} + \boxed{27} = \boxed{63}$$

Today we are going to continue practising the adding we started yesterday.

$$\begin{array}{r} 59 \\ + 25 \\ \hline \\ \hline \end{array}$$

$$\begin{array}{r} 34 \\ + 58 \\ \hline \\ \hline \end{array}$$

$$\begin{array}{r} 17 \\ + 46 \\ \hline \\ \hline \end{array}$$

$$\begin{array}{r} 42 \\ + 28 \\ \hline \\ \hline \end{array}$$

$$\begin{array}{r} 37 \\ + 14 \\ \hline \\ \hline \end{array}$$

$$\begin{array}{r} 13 \\ + 19 \\ \hline \\ \hline \end{array}$$

$$\begin{array}{r} 71 \\ + 19 \\ \hline \\ \hline \end{array}$$

$$\begin{array}{r} 44 \\ + 46 \\ \hline \\ \hline \end{array}$$

$$\begin{array}{r} 58 \\ + 37 \\ \hline \\ \hline \end{array}$$

$$\begin{array}{r} 26 \\ + 47 \\ \hline \\ \hline \end{array}$$


$$\begin{array}{r} 13 \\ + 69 \\ \hline \\ \hline \end{array}$$

$$\begin{array}{r} 69 \\ + 28 \\ \hline \\ \hline \end{array}$$

Break

10.30-10.45am

- **Have a walk or play with some toys**
- **Have a drink of water and a fruit snack**



Zoom Call Check in 10.45-11am

- Hello Year 2 how are you doing today?
- Zoom link on parentmail




English

11am-12pm

Watch video to listen to the story if you would like. Share recording with viewers:

[https://us02web.zoom.us/rec/share/5xA5UmZk0W -Jrj0PMg9o-22TXjmn8qLJwV9qfO0baTogs5S0u33ZawH7oRyv6gB.6nb9DwdCepaR2eK1](https://us02web.zoom.us/rec/share/5xA5UmZk0W-Jrj0PMg9o-22TXjmn8qLJwV9qfO0baTogs5S0u33ZawH7oRyv6gB.6nb9DwdCepaR2eK1)

Passcode: KbY=+c7*



English Input video Share recording with viewers:

[https://us02web.zoom.us/rec/share/q-vhX8Ura7FMDJu27FAIfmZZICDC5NxRukGrpE8QbYwirtYe8DV0d6q2u GGnc0s.C4I6lyqMf6uMltWq](https://us02web.zoom.us/rec/share/q-vhX8Ura7FMDJu27FAIfmZZICDC5NxRukGrpE8QbYwirtYe8DV0d6q2u-GGnc0s.C4I6lyqMf6uMltWq)

Passcode: H5u7q*.3

Tuesday 12th January 2021

WALT (we are learning to): write the beginning of a story

S2S (steps to success): I can

- write in sentences which make sense
- punctuate a sentence
- describe

Quentin Blake

MRS ARMITAGE

on

Skates

The Sequel




By the
wonderful
Year 2

Mrs Armitage on skates the sequel

- How does Mrs Armitage on wheels start?
- How can we start our story?
- Can we add some extra detail and description?
- What will Breakspear be doing?

Mrs Armitage was out on her bicycle.
Breakspear the dog ran alongside.



Mrs Armitage was out on her bicycle.
Breakspear the dog ran alongside.

What could our sentences be?

- Mrs Armitage was...
- skating madly through the park.
- roller skating excitedly.
- skating in the park every day.
- Breakspear was...
- sitting nervously in her bag.
- sat happily in her back pack.
- enjoying the ride on her back.




My chosen sentences

What are yours? Write them neatly in your book.

Mrs Armitage was out on
her skates.

Breakspear sat happily in her
backpack.

Now let's add
some detail and
description!



How will you describe Mrs Armitage? Remember your learning from last week?

Mrs Armitage was out on her skates.
Breakspear sat happily in her backpack.

She had big round glasses on her
long pointy nose.


Her skates were bright red
with cool yellow wheels.



How will you describe
Mrs Armitage? Write
as much as you are
comfortable with.

Remember to read and check your writing. Draw a picture to illustrate your writing like Quentin Blake.


- Do your sentences make sense?
- Have you used full stops and capital letters?
- Have you used adjectives to describe?



Lunch

12-1pm

- **Have a walk, draw a picture or play with some toys**
- **What will you eat for lunch today?**



Reading and Story time

1-1.30pm

- Own independent Reading 1pm-1.15pm
- Follow the link below and choose a story to listen
- <https://www.bbc.co.uk/iplayer/episodes/b00jdlm2/cbeebies-bedtime-stories>

Science

1:30-2.30pm

- Follow the link below to the interactive second lesson on materials.
- <https://classroom.thenational.academy/lessons/what-are-objects-made-from-61gp8d>
- **Lesson 2**
- **What are objects made from?**
- Follow the lesson and complete the tasks.
- What you have learnt today about Materials?
- There is also a start and end quiz too.

Find some objects around your house. Fill in this sentence for each object you find.

- The object is a _____ .
- The material is _____ .
- The _____ is made from _____ .

- *Example*
- The object is a spoon.
- The material is wood.
- The spoon is made from wood.

Times tables Maths

2.30-3pm

- Times tables
- Practise your 2 times tables
- Mental Maths train
- [click here 2](#)
- week 2 x2

Home time

3pm

- I hope you had a wonderful day 😊
- Enjoy your time at home
- See you tomorrow
- Year 2 Team 😊