

Good Morning

Year 2

Monday 18th January 2021

Term 3 Week 2

Time Table

Morning

- Tricky fingers
- Phonics/Spelling shed
- Maths
- Assembly (zoom recording)
- Break
- Zoom call check in & story
- English

Afternoon

- Lunch
- Independent Reading/Read your spellings
- Foundation subject
- Times tables practice
- Home time

Tricky Fingers

8.40-9am

Get your fingers working!

- Play with some Lego or similar

Or

- Draw/colour a picture
- Sing and dance our “Wake up, Shake up” routine

Phonics 9-9.30am

Practise and learn these spellings from our common exception word list. They are on spelling shed to play there too.

old, cold, gold, hold, told, great, break, steak

Phase 4 Blends and Clusters



Practise
these
Phase 4
blends

Can you
think of 2
words that
use these
blends?

Maths

9.30-10.15am

- Follow the link here for recording of Maths input
- Share recording with viewers:

https://us02web.zoom.us/rec/share/VCTq625smPKB5hf5odDQs4RzB4UzSnUANZzOPzp2LWRMq6NvINv2Ik7AG_PBR18.VDgorBpeXzA8DMF4

- Passcode: \$Wga#5@6
- The sheets are on the class website but you can just write your answers in the back of your home learning book.



Starter: practise counting in twos, fives and tens. This will help with our maths learning on money today

WALT: Recognise coins and notes

S2S: I can

- recognise coins and their values
- order coins according to value
- count a mixture of coins

Get a pile of coins in front of you. Perhaps you could empty your money box if you have one!


- Can you find the coins that are coming in the next slides?
- Perhaps you could sort them into their different types?

If you can, get a pile of coins in front of you. Perhaps you could empty your money box if you have one!


Can you find the coins that are coming in the next slides?

Perhaps you could sort them into their different types?

What do you notice about the sizes of the real coins?



1p



2p



5p



10p




20p



50p

Put coins up to 50p in the middle of the table.
Order the coins from what you think is the least
value to greatest value.
Go through the answers.
This is the order. Did you get them right?




Watch this video. It tells us about the value of each coin.

- https://www.youtube.com/watch?app=desktop&v=vs8F_g3MGtM
- This is a fun song about our money
- https://www.youtube.com/watch?v=jHkUPDjum_E
- <https://www.youtube.com/watch?v=dFzAU3u06Ps>

Now we can count our coins. If we add these
1ps, what do we get? What is the value of all
the 2ps?


Fluency

What amounts are shown?



Seven 1p coins are shown in a row.

7p



Six 2p coins are shown in a row.

12
p

© Primary Stars Education

What amounts are shown? What can I count in for each one?



25
p



80p



80p

What amounts are shown?

What different ways can you count the coins? Which is the quickest way?



9p



20p



54p

We now going to count these on our sheets.

1 Count the money and write the amount shown.

a  = p

b  = p

c p = 

f p = 

g p = 

a p = 

b p = 

c  = p

f  = p

g p = 

Challenge

Choose 4 coins from your pile. You can only use each coin once.

What is the lowest total that can be made?

What is the greatest total that can be made?


Assembly

- **Watch Mrs Crittenden's assembly when the link comes through**

Break

10.30-10.45am

- Have a walk or play with some toys
- Have a drink of water and a fruit snack



Zoom Call Check in 10.45-11am

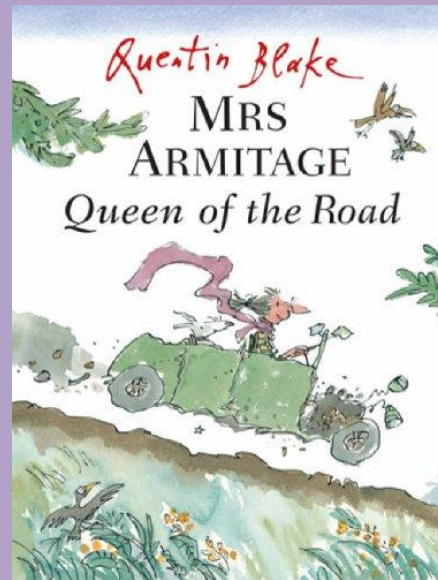
- Hello Year 2 how are you doing today?
- Zoom link on parentmail



English

11am-12pm

Watch this video <https://www.youtube.com/watch?v=I5iCJcohKwg>
first to listen to the story before you watch my input zoom recording.



English Input video :

Share recording with viewers:

https://us02web.zoom.us/rec/share/ISrOWoxvBoyTXCGhYoGKNr4JQAKcILLnP19LGLcZgLSnh3AfjT75utEfrl5YwOWd.hqIxOsagIe_ih1N-

Passcode: it2^=#Li

Monday 18th January 2021

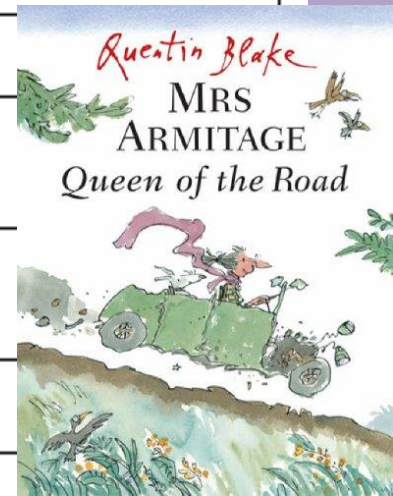
WALT (we are learning to): review

S2S (steps to success): I can

- recount a story verbally
- give my opinion
- compare stories

Book Review

| | | |
|--------------|--|--|
| Title | Mrs Armitage queen of the road | |
| Author | Quentin Blake | |
| Type of book | <u>Fiction?</u> <input type="checkbox"/> | <u>Non-Fiction?</u> <input type="checkbox"/> |
| Rating | ★ ★ ★ ★ ★ | |



What is the book about?

What was your favourite part and why?

Would you recommend this book to a friend and why?

How is this book similar to Mrs Armitage on wheels?

How is this book different to Mrs Armitage on wheels?

Which book do you prefer? Tick one

Mrs Armitage on wheels

Mrs Armitage queen of the road

Lunch

12-1pm

- Have a walk, draw a picture or play with some toys
- What will you eat for lunch today?



Reading and Fast Learning

1-1.30pm

- Own independent Reading 1pm-1.15pm
- Fast Learning: Read and copy these sentences in your best hand writing like we did in class last term.

One morning, Mrs Armitage came downstairs and found a letter on the mat. She read it to her faithful dog Breakspear. Her uncle had given her a car.

“It doesn’t look very exciting, Breakspear, but we’ll give it a go.”

Art

1:30-2.30pm

- Sketch like Quentin Blake.

<https://www.youtube.com/watch?v=aZJm6QXSOP4>

- Draw Mrs Armitage, Willy Wonka or other characters in the style of Quentin Blake.
- Can you paint like him too?

You could copy these pictures



Art Challenge

- Spend the rest of the time creating your own pictures.

Maybe you could make up your own characters in the style of Quentin Blake or in your own style.

- Or follow this tutorial on how to draw a face.
- <https://www.youtube.com/watch?v=s3TikcVkFoW>
- Look in a mirror and see if you can draw yourself. Or draw someone at home with you.

Times tables Maths

- Times tables Coconut multiples
- [click here 1](#)
- week 3 x10

Home time

3pm

- I hope you had a wonderful day 😊
- Enjoy your time at home
- See you tomorrow
- Year 2 Team 😊