


Lesson 4

Walt: Divide by 8

S2S: I can

- represent groups of 8 in different ways
- count backwards in 8s
- divide by 8

1. Complete the number sentences

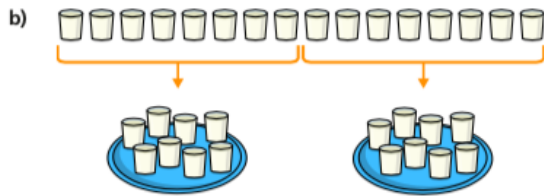


There are flowers.

There are vases.

Each vase has flowers.

16 shared into equal groups is



There are 16 glasses of milk.


There are glasses of milk on each tray.

There are trays.


16 shared into equal groups is

2. Use the arrays to help you complete the divisions

Draw on the arrays to show your workings.



$40 \div 8 = \square$



$40 \div 5 = \square$

3. 32 coins are shared between 8 people

How many coins does each person get?



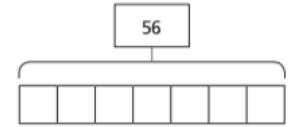
Complete the division.

\div =

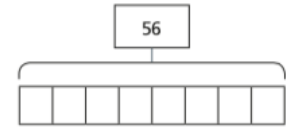
4.

a) Match the number story to the bar model.

56 sweets are shared equally between 8 party bags.



56 sweets are put into party bags. There are 8 sweets in each bag.



b) Complete the bar models.

5. Circle the numbers that divide equally into 8



6.

Use the number line to help you solve the calculation.

$96 \div 8 =$

