

Good Morning

Year 2

Thursday 28th January 2021

Term 3 Week 4

Time Table

Morning

- Tricky fingers
- Phonics/Spelling shed
- Assembly
- Maths

- Break

- Zoom call check in & story
- English

Afternoon

- Lunch

- Independent Reading/Read your spellings
- Foundation subject
- Times tables practice

- Home time

Tricky Fingers

8.40-9am

Get your fingers working!

- Play with some Lego or similar

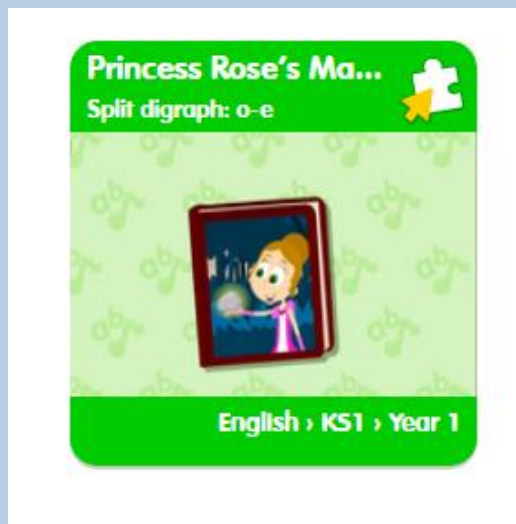
Or

- Draw/colour a picture
- Sing and dance our “Wake up, Shake up” routine

Phonics 9-9.30am

Practise and learn these spellings from our common exception word list. They are on [spelling shed](#) to play there too.

**everybody, parents, Mrs, Mr, money, half,
again, people**



Log into Education City.
Your Pass word is on your blue sheet. It was with your books that you collected last week.

Find the class work section that has been set for you.

Look for the Bee phonics icon.

Then select the [Princess Rose split digraph o-e activity](#).

You can do one a day.

Assembly

9.30-9.45ish

- **Singing assembly songs**
- [click here song](#)
-
- **It's good to be me**
-
- **Watch a couple of times, listen, sing along and then get up and dance to it.**

Maths

9.45ish-10.30am

- Follow the link here for recording of Maths input
- Share recording with viewers:
https://us02web.zoom.us/rec/share/9j7j1ujN9bNag2u95LueD-NP_spqGbBCqAFaZAwXLESGpgon3TXuZfej0rrso16_sr8QV9utyMD8PwkW
- Passcode: hZH7W@Bg
- The sheets are on the class website but you can just write your answers in the back of your home learning book.



Term 3 Week 4 Money Lesson 4

Starter:

Counting coins game- Quick-fire recap adding four coins (up to 20p) together.

Counting coins > 4 coins to 20p

<https://www.topmarks.co.uk/money/coins-game>

WALT: Select money

S2S: I can

- Recognise coins and their values
- Count pounds and pence Put pounds and pence together
- Draw money to show a given amount

Today we are going to be revisiting and practising some of our money learning. Here, we are finding the value of notes and coins.


Tam

16p


Sue

£1
5

Can you point to a coin which has a value less than 50p?

Can you point to note which has a value less than £8?

Can you point to a note which has a value more



Here, we could use the change you have to think of different ways of making an amount.


Draw four different ways of making 70p

--	--	--	--

Draw four different ways of making £1 and 50p.

--	--	--	--

Our learning today is practising some of the things we have been learning in our maths over the last week or two. There are some word problems on the next slide if you enjoy challenging yourself!






Recognising coins and notes

- Colour: Under 10p – red
- 10p to 30p – blue
- 40p to £8 – green
- Over £8 – orange



Draw four different ways of making £3 and 20p.

--	--	--	--	--

Challenge: some word problems if you want a challenge! You may need to add and take away..

A ball is £7.
Gloves are £8.
How much change from £20?

If I have £2 and £10, how much more do I need to make £20?

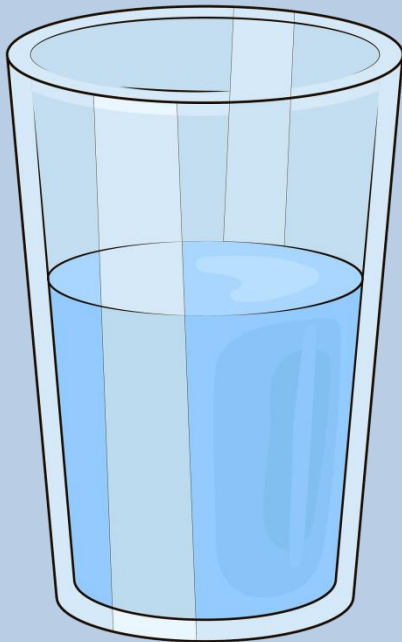
A banana is 60p, an apple is 50p, a pineapple is £1 and 20p.
How much change from £5?

In coins I have £2, 50p and 20p.
How much more do I need to make £5?

Break

10.30-10.45am

- **Have a walk or play with some toys**
- **Have a drink of water and a fruit snack**



Zoom Call Check in 10.45-11am

- Hello Year 2 how are you doing today?
- Zoom link on parentmail

English

11am-12pm

Watch this video

<https://www.youtube.com/watch?v=jWVOY04oq8I>

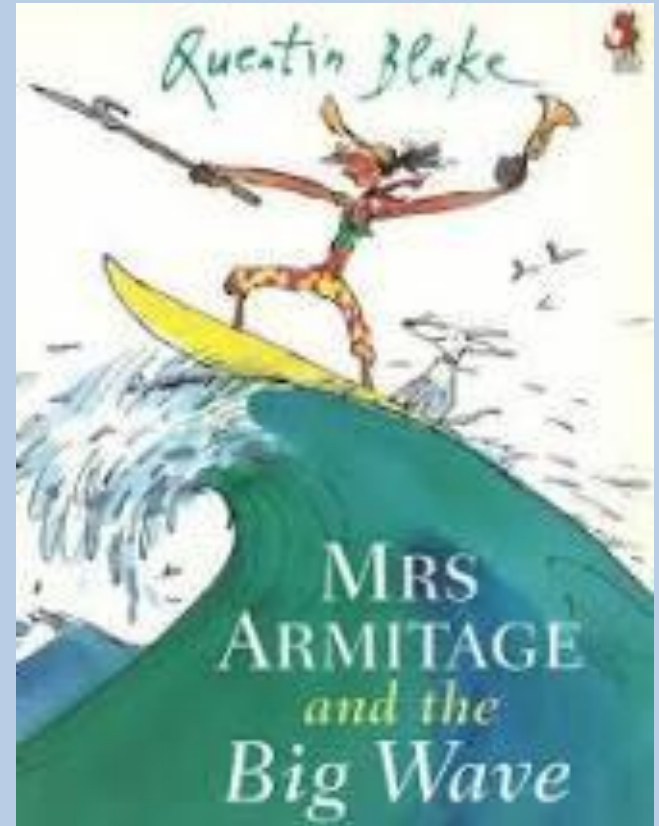
First listen to the story before you watch my input zoom recording.

English Input video :

Share recording with viewers:

https://us02web.zoom.us/rec/share/hx2oNj0eCtBh_X2OES8MSnReBzmJ_CbMfyLCN9mw6NEzdwJQJo-K-jz7pOEDvxj2.ADdwB6Tn3ZaB_637

Passcode: AW1Jv4!+



Thursday 28th January 2021

WALT: write sentences

S2S: I can

- select correct past tense verbs
- use punctuation
- write simple past tense sentences

Log onto Education City

Your log in details are on the blue card you were given last week.

Select Roots to winning activities today.

Water Raider
Recognising conjunctions



English › Key Stage 1 › Year 2

Space Camp
Compound sentences



English › Key Stage 1 › Year 2

Space Camp
Compound sentences



English › Key Stage 1 › Year 2

Joining sentences
Join two sentences



English › Key Stage 1 › Year 1

Roots to Winning
Suffix -ing, -ed



English › Key Stage 1 › Year 1



What past
tense
words can
we find?



Mrs Armitage was on her way to the beach.
She was wearing her surfing kit and she
carried her surfboard under her arm.
Breakspear the dog ran alongside.

What past tense words can we find?



When they got to the beach they walked cross the sand and into the water.

Look at these words
Which are the correct past tense
verbs?

bought	climbing	walks	ties	ate	tied
eated	walked	swam	climbed	buyed	swimmed

bought				ate	tied
	walked	swam	climbed		

Select the correct word to complete each sentence.

- Mrs Armitage _____ to the beach.
- She _____ an inflatable island.
- Breakspear _____ on.
- So she _____ off back to the beach.
- She _____ them together with string.
- Mrs Armitage _____ an avocado burger.

Challenge

- Think back to what you did at the weekend or last week. Write some past tense sentences. Or write some more about Mrs Armitage.
- Example
- I walked to the park.
-
- Can you write sentences using joining words you have learnt earlier in the week?
- Examples
- I walked to the park **and** picked up sticks.
- I walked to the park **because** I needed some exercise.

- Answers
-
- Mrs Armitage **walked** to the beach.
- She **bought** an inflatable island.
- Breakspear **climbed** on.
- So she **swam** off back to the beach.
- She **tied** them together with string.
- Mrs Armitage **ate** an avocadoburger.

Lunch

12-1pm

- Have a walk, draw a picture or play with some toys
- What will you eat for lunch today?



Reading and Story time

1-1.30pm

- Own independent Reading 1pm-1.15pm
- Follow the link below and choose a story to listen
- <https://www.bbc.co.uk/iplayer/episodes/b00jdlm2/cbeebies-bedtime-stories>

Music and PE

1:30-2.30pm

- Follow the link below to the third lesson to music and pulse.
- **Music**
- <https://classroom.thenational.academy/lessons/physicalising-pulse-in-different-ways-crt62t>
-
- **Pulse Lesson 4 Physicalising pulse in different ways**

PE

- Get physical and get your heart racing... run, jump, hop and play some active games. Do whatever you have available to you at home.
-
- If you can't get outside or think of a game then join in with some super movers
- <https://www.bbc.co.uk/teach/supermovers/ks1-maths-length-height/zdrx92p>
-
- After all that running and jumping about, watch and follow this cosmic kids yoga
<https://www.youtube.com/watch?v=QM8NjfCfOg0>

Times tables Maths

- Times tables
- Practice your times tables.
- Are You a Math Magician - Multiplication
- [click here 4](#)
- week 4: x2, x5, & x10

Home time

3pm

- I hope you had a wonderful day 😊
- Enjoy your time at home
- See you tomorrow
- Year 2 Team 😊