

Good Morning
Year 2

Monday 1st February 2021

Term 3 Week 5

Time Table

Morning

- Tricky fingers
- Phonics/Spelling shed
- Maths
- Assembly (zoom recording)

- Break

- Zoom call check in 10.45am
- English

Afternoon

- Lunch

- Independent Reading/Read your spellings
- Foundation subject
- Times tables practice

- Home time

Tricky Fingers

8.40-9am

Get your fingers working!

- Play with some Lego or similar

Or

- Draw/colour a picture
- Sing and dance our “Wake up, Shake up” routine

Phonics 9-9.30am

Practise and learn these spellings from our common exception word list. They are on **spelling shed** to play there too. They sound like the digraph 'ar' but do not have the letter r in the spelling.

after, fast, last, past, father, class, grass, pass



Log into Education City.
Your Pass word is on your blue sheet. It was with your books that you collected.
Find the class work section that has been set for you.
Look for the Bee phonics icon
Term 3 Week 5.
Then select the Farm Market
Write down 5 words that use the 'ar' spelling pattern.

Maths

9.30-10.15am

- Follow the link here for recording of Maths input
- Share recording with viewers:
https://us02web.zoom.us/rec/share/26_Y9CJ3XL_CiqBXSHnWlk08wcugGSIr2GYL_MEGjpQf_vxNHGpAEEkeMnOUkAh7T.k6yaTV0chubLsynn
- Passcode: f6p=Ae&0
- The sheets are on the class website but you can just write your answers in the back of your home learning book.



Week 5 Lesson 1

Multiplying

WALT make equal groups

S2S I can


- Say what equal means
- Make equal groups
- Draw equal groups

Starter: Put objects in the middle of the tables (e.g. coloured pencils, cubes, etc).

Make equal groups with the objects on the table (e.g. 4 groups with 3 pens in each group)

What makes the groups equal?

They have the same number in them.



Let's look at these groups. Are they equal or unequal? Look carefully at the apples in the tree.

Fluency

Equal or unequal?

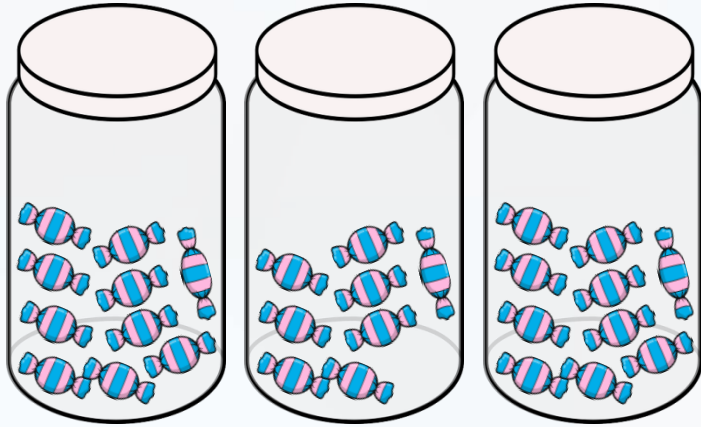


equal



unequal

Equal or unequal?



unequal



equal

Let's look at these equal groups. What can you tell me about them?


Fluency

Complete the sentences.






There are 5 groups, each with 2 ice cream scoops.

Complete the sentences.



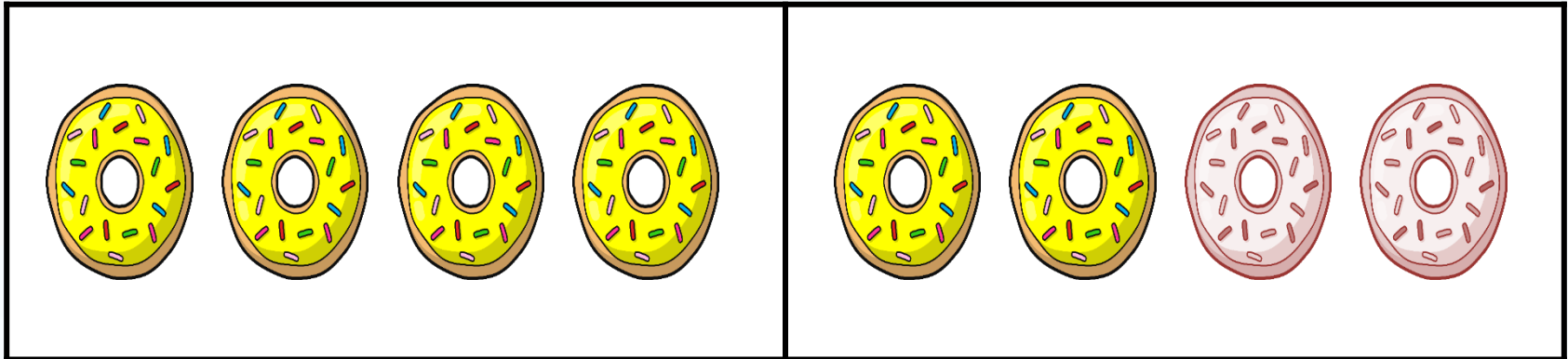
There are 4 groups of 10 apples.

Complete the sentences.

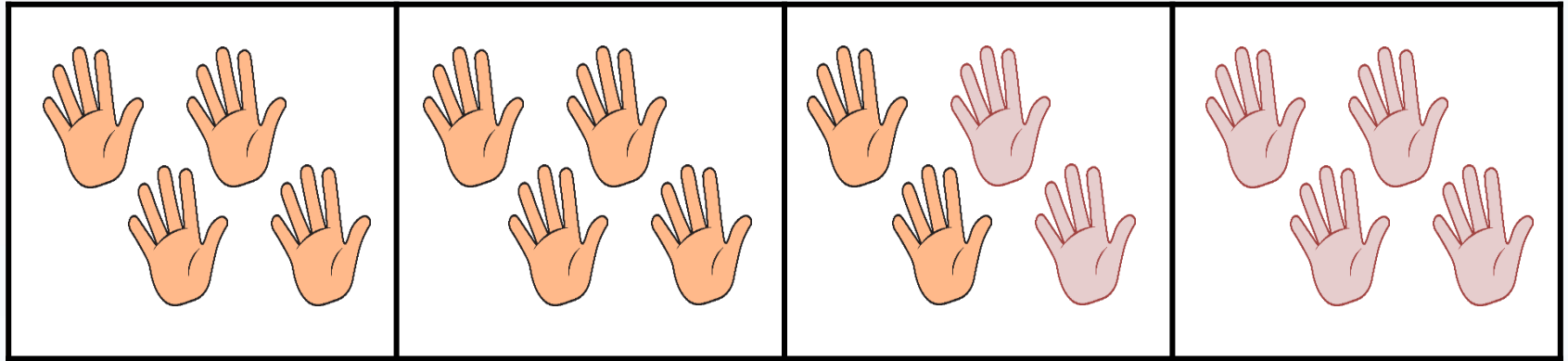


There are 3 groups of 10 fish.

Complete to make equal groups.



Complete to make equal groups.



Here is our learning for today, which you can draw in your book if you prefer.

1 Complete the sentences.

a  There are ____ groups of ____ bananas.





b  There are ____ groups of ____ ice-cream scoops.

c  There are ____ groups of ____ flower petals.

d  There are ____ groups of ____ fish.

2 Continue drawing the equal groups.

a

				
---	--	--	--	--

b

				
--	---	---	--	--

c

				
--	---	--	--	--

Challenge: reasoning. Talk to your grown up. Do you think it's true or false?

Reasoning

True or false?



There are 4 groups of 5 pencils.

Explain your answer.


Assembly

- **Watch Mrs Crittenden's assembly when the link comes through**

Break

10.30-10.45am

- **Have a walk or play with some toys**
- **Have a drink of water and a fruit snack**



Zoom Call Check in 10.45-11am

- Hello Year 2 how are you doing today?
- Zoom link on parentmail



English

11am-12pm

English Input video :

Share recording with viewers:

Meeting Recording:

https://us02web.zoom.us/rec/share/YOsuTP0dh_U RqYgYzjnGKwPXV82TSJueRWJHkknRYBoqhDxoEZDv hjefVQ33p29X.zkUdXXAyYs4mv5uP

I have taken the passcode function off so hopefully it is easier to view!!!!!!



Monday 1st February 2021

WALT (we are learning to): use
apostrophes

S2S (steps to success): I can





- use apostrophes for missing letters (contractions)
- use apostrophes to show possession
- write an apostrophe correctly

Log onto Education City

<https://www.educationcity.com/>

Mrs Everest
4 MyCities

+ New Classwork Actions

	Title	Content Allocated	Students Completed	Mode	Status
<input type="checkbox"/>	 Year 2 Phonics Term 3 Week 5 <small>Saved: 16:35 28/01/21</small>	4	0/0	 Non-sequenced	Scheduled <small>31/01/21 - 07/02/21</small>
<input type="checkbox"/>	 Year 2 English Term 3 Week 5 <small>Saved: 16:24 28/01/21</small>	21	0/0	 Non-sequenced	Scheduled <small>31/01/21 - 07/02/21</small>

- Select English term 3 week 5
- Then click on the learn screens and activities

Force Field
Apostrophes for contractions



English > Key Stage 1 > Year 2

Force Field
Recognising contractions



English > Key Stage 1 > Year 2

Grammar on the Sa...
Possessive apostrophes



English > Key Stage 1 > Year 2

Possessive Obsession
Possessive apostrophe (sin...



English > Key Stage 1 > Year 2

Check, Please!
Checking for apostrophes ...



English > Key Stage 1 > Year 2

Check, Please!
Checking for apostrophes ...



English > Key Stage 1 > Year 2

Croaking Contractions
Spelling contractions



English > Key Stage 1 > Year 2

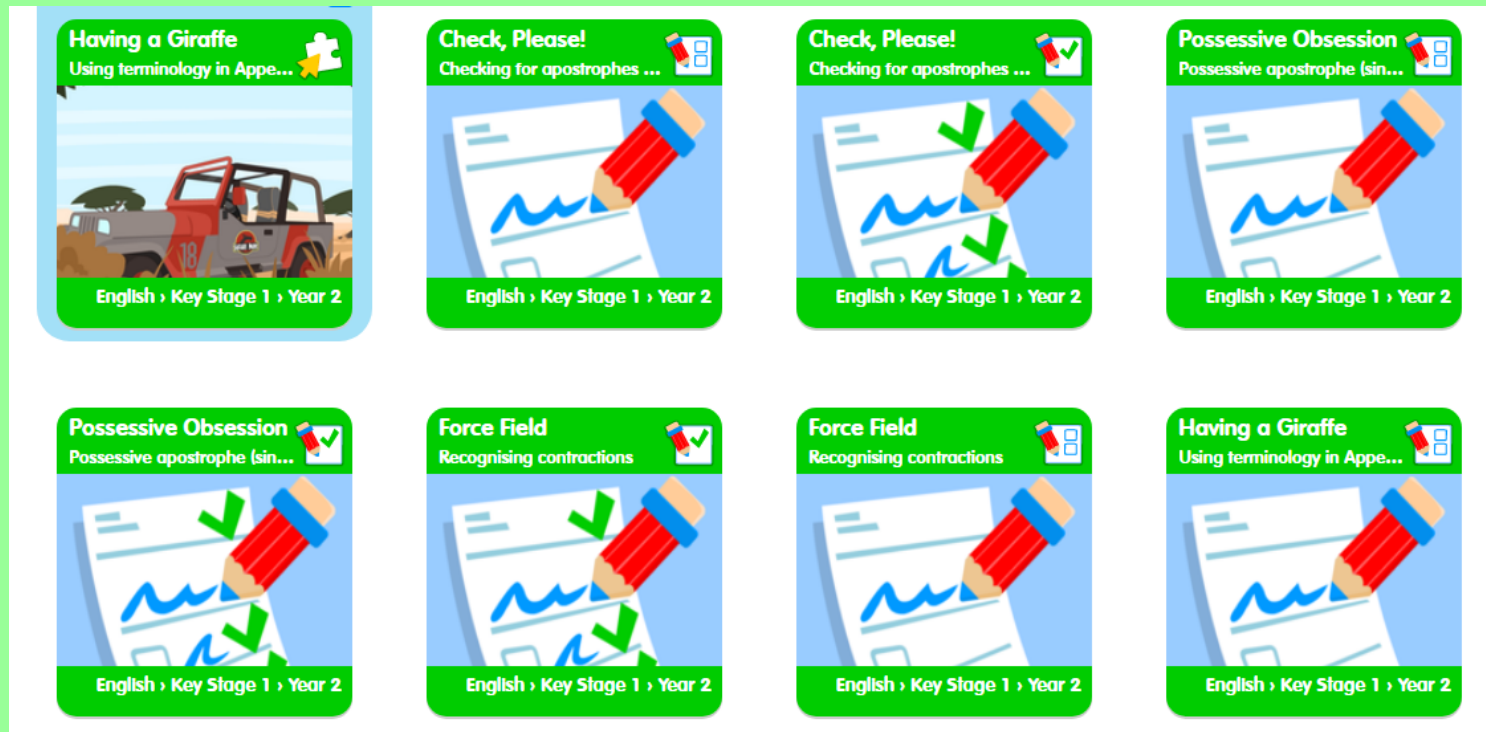
Grammar on the Sa...
Using terminology in Appe...



English > Key Stage 1 > Year 2

Follow the learn screens and complete the activities.

The activity sheets are **only** there as extras if you want them another time. I do not expect you to do all in one day!!!



I can use apostrophes for missing letters.

Force Field



I **do not** think I can
make the landing area.

I **don't** think I can
make the landing area.

Here are some more examples

could not

there is

does not

should not

couldn't

there's

doesn't

shouldn't

I can use apostrophes to show possession.



The **binoculars** belong to **Sten**.

The binoculars belong to Sten.
Stens binoculars

The binoculars belong to Sten.
Sten's binoculars

These are **Sten's binoculars**.



Apostrophes for Missing Letters

Apostrophes show where letters are missing from a word.

I am ⇒ I'm I will ⇒ I'll There is ⇒ There's

1 Circle the correct version of the **underlined** word in each sentence.

It hasn't / hasn't rained yet.

I think she's / shes' brave.

Ill / I'll help you.

We've / Wev'e got lots to do.

2 Draw lines to match the **pairs** of words to the **shortened** words.

you + are they'll

they + will we've


we + have you're

3 Shorten these words using an **apostrophe**.

we are ⇒ _____ did not ⇒ _____

I have ⇒ _____ do not ⇒ _____

"I can use **apostrophes** for missing letters."



Apostrophes for Possession

An **apostrophe** and **s** show that something **belongs**.

Nina's book. ← This means the book belongs to Nina.

1 Add an **apostrophe** to show possession in each of these phrases.



Pritis hat



the clowns nose



Gwens ball



that dogs bone



Tonis cat



the mouses cheese

2 Fill in the gaps using the person's name with an **apostrophe** and **s**.


The pencil belongs to Manu. It's _____ Manu's _____ pencil.

The dragon belongs to Alan. It's _____ dragon.

The jumper belongs to Raj. It's _____ jumper.

The DVD belongs to Sal. It's _____ DVD.

"I can use **apostrophes** to show possession."



Complete pages 14 and 15 in the CGP book as the challenge task.

Lunch

12-1pm


- **Have a walk, draw a picture or play with some toys**
- **What will you eat for lunch today?**



Reading and Story time

1-1.30pm

- Own independent Reading 1pm-1.15pm
- Follow the link below and listen to our class story for this week. Oi! Get off our train.
- [Listen to story Oi! Get off our train](#)



- Can you spot any apostrophes??????

Science

1:30-2.30pm

- Follow the link below to the interactive fourth lesson on materials.
- <https://classroom.thenational.academy/lessons/which-materials-are-absorbent-6tk3er>
- **Lesson 5**
- **Which materials are absorbent?**
- Follow the lesson and complete the tasks.
- What you have learnt today about Materials?
- There is also a start and end quiz too.

Before you start Science test...

1. Ask your parent or carer if you can use water to test absorbency.
2. Make sure any valuable items are far away.
3. Make sure you are in a space which you don't mind getting wet!
4. Pour a very small amount of water onto the object.
Does the material take in/absorb the water?

Experiment



Draw this table

You can change the objects if you want to.

Object:	Sponge Or cloth	Plastic bag or cup	foil	Cardboard or paper	Cotton balls or tissue
Absorbent					
Waterproof					

Challenge Questions

- What have you learnt from our experiment today?
-
- Which was the most absorbent?
-
- Which was the least absorbent?
-
- Why do we need towels to be absorbent?
-
- Why do we need umbrellas, wellies and glass to be water proof?

There is a sheet on the website/class dojo portfolio but you can just write the table and the answers straight into your book.

Monday 1st February 2021 Science

WALT: identify materials and their properties

323: I can

- Predict if an object will be absorbent or waterproof
- Observe my experiment and analyse my results
- Say why objects need to be absorbent or waterproof

<https://classroom.thenational.academy/lessons/which-material-is-more-absorbent-5tk3er>

Follow the link to the Science lesson 3

You can choose more objects to test if it is absorbent or waterproof



Draw this table

You can change the objects if you want to.

Object:	Sponge Or cloth	Plastic bag or cup	foil	Cardboard or paper	Cotton balls or tissue
Absorbent					
Waterproof					

Challenge

What have you learnt from your experiment today?

Which was the most absorbent?

Which was the least absorbent?

Why do we need towels to be absorbent?

Why do we need umbrellas, wellies and glass to be waterproof?

Results



ANSWERS

You can change the objects if you want to.

Object:	Sponge Or cloth	Plastic bag or cup	foil	Cardboard or paper	Cotton balls or tissue
Absorbent					
Waterproof					

Times tables Maths

- Times tables Coconut multiples
- [click here 1](#)
- week 5: x2

Home time

3pm

- I hope you had a wonderful day 😊
- Enjoy your time at home
- See you tomorrow
- Year 2 Team 😊