

Good Morning

Year 2

Tuesday 9th February 2021

Term 3 Week 6

Time Table

Morning

- Tricky fingers
- Phonics/Spelling shed
- Assembly
- Maths

- Break

- Zoom call check in 10:45am
- English

Afternoon

- Lunch

- Independent Reading/Read your spellings
- Foundation subject
- Times tables practice

- Home time

Tricky Fingers

8.40-9am

Get your fingers working!

- Play with some Lego or similar

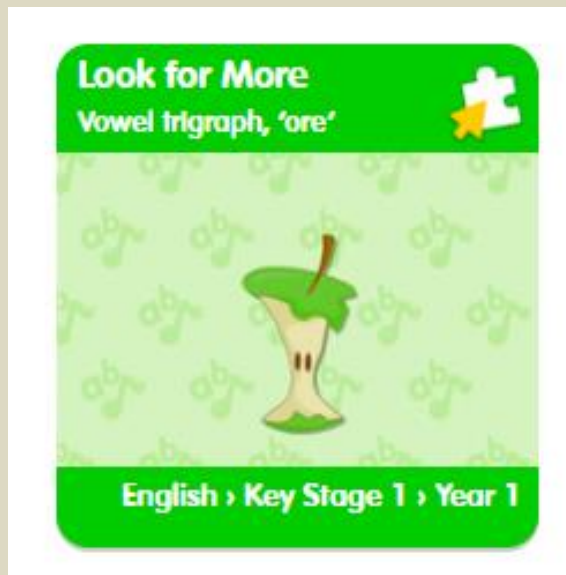
Or

- Draw/colour a picture
- Sing and dance our “Wake up, Shake up” routine

Phonics 9-9.30am

Write and learn these spellings from our common exception word list. They are on **spelling shed** to play there too. They sound like the digraph 'sh' but do not have the letter h in the spelling.

- **sugar, sure, treasure, measure, pleasure, tissue**



Log into Education City.

<https://www.educationcity.com/>

Your Pass word is on your blue sheet.
Find the class work section that has
been set for you.

Look for the Bee phonics icon

Term 3 Week 6

Then select the Look for more

Write down 5 with the /ore/ sound.

Assembly

9.30-9.45ish

- Family trust assembly
- [click here FT TV episode 6](#)

Maths

9.45ish-10.30am

- Follow the link here for recording of Maths input
- Share recording with viewers:
[https://us02web.zoom.us/rec/share/-
MoA7wyk14PJ6bz2Zwdp4z-kXdi1-
P0yWCXNDMP2bnVzL_RvB6H6aK20X4JiZRGV.q8LK2M0
k644CHQyi](https://us02web.zoom.us/rec/share/-MoA7wyk14PJ6bz2Zwdp4z-kXdi1-P0yWCXNDMP2bnVzL_RvB6H6aK20X4JiZRGV.q8LK2M0k644CHQyi)
- **No passcode**
- All the sheets for the week are on the class website but you can just write your answers in the back of your home learning book, no need to print.

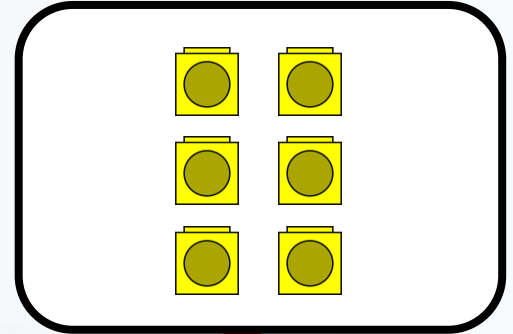




WALT make arrays

S2S I can

- say what an row is
- Make/draw arrays
- find a total using arrays

Match the array to its number sentence.



$$2 + 2 + 2$$

$$2 + 2$$

$$2 + 2 + 2 + 2$$

Complete the sentences.






There are 2 in each row.

There are 4 rows.

$$\underline{2} + \underline{2} + \underline{2} + \underline{2} = \underline{8}$$

There are 8 altogether.

Complete the sentences.



There are 5 in each row.

There are 3 rows.

$$\underline{5} + \underline{5} + \underline{5} = \underline{15}$$

There are 15 altogether.

Today I'd like to practise making arrays. You can choose how many rows and how many in each row. I'd like you to label your arrays with labels showing the repeated addition and the total. I've done some here at home too.



Here are some more!



Here is our learning today. We are going to draw the arrays using the descriptions. Then you can find the total.

1 Use the descriptions to help you build and draw arrays then complete the sentences.

a



There are 2 in each row.

There are 3 rows.

$$2 + 2 + 2 = \underline{\quad}$$

There are altogether.

b



There are 5 in each row.

There are 2 rows.

$$5 + 5 = \underline{\quad}$$

There are altogether.

c



There are 10 in each row.

There are 3 rows.

$$10 + 10 + 10 = \underline{\quad}$$

There are altogether.

d



There are 2 in each row.

There are 2 rows.

$$2 + 2 = \underline{\quad}$$

There are altogether.

e



There are 5 in each row.

There are 4 rows.

$$5 + 5 + 5 + 5 = \underline{\quad}$$

There are altogether.

Answers

a



There are 2 in each row.

There are 3 rows.

$$\underline{2 + 2 + 2} = \underline{6}$$

There are 6 altogether.

b



There are 5 in each row.

There are 3 rows.

$$\underline{5 + 5 + 5} = \underline{15}$$

There are 15 altogether.

c



There are 2 in each row.

There are 2 rows.

$$\underline{2 + 2} = \underline{4}$$

There are 4 altogether.

d



There are 5 in each row.

There are 2 rows.

$$\underline{5 + 5} = \underline{10}$$

There are 10 altogether.

e



There are 10 in each row.


There are 2 rows.

$$\underline{10 + 10} = \underline{20}$$

There are 20 altogether.

Challenge: can you spot the mistake?

Reasoning




What mistake has been made in the array above?

Break

10.30-10.45am

- **Have a walk or play with some toys**
- **Have a drink of water and a fruit snack**



Zoom Call Check in 10.45-11am

- Hello Year 2 how are you doing today?
- Zoom link on parentmail



English

11am-12pm

English Input video

Share recording with viewers:

Share recording with viewers:

<https://us02web.zoom.us/rec/share/5EcltGd7pwF7f9L58kudxgcsnJ0uNz8qdssYix9LvwWIZnl6t8CYt7tvBzyccZDJ.xOFGq7zMZCZs0>

TOP

No passcode

Tuesday 9th February 2021

WALT: inform

S2S: I can

- make a title stand out
- give key information
- make my poster clear and easy to read



The
Green
Cross
Code

1

Find the safest place to cross



If possible, cross the road at subways, footbridges, islands, zebra, puffin, pelican or toucan crossings or where there is a crossing point controlled by a police officer, a school crossing patrol or a traffic warden.

1

If you can't find any of the

- Choose a place where you can see clearly in all directions, where drivers can see you.
- Try to avoid crossing between parked cars, on sharp bends or at the top of a hill. Move to a space where drivers and riders can see you **clearly**.
- Make sure there is space for you to reach the pavement on the other side.



2

Stop just before you reach the



Do not get too close to the traffic. If there is no pavement, keep back from the edge of the road but make sure you can still see approaching traffic. **Give yourself lots of time and have a good look around.**

3

Look all around for traffic and

LOOK

LOOK

LISTEN


LISTEN



- Look all around for traffic and **listen**.
- Look in **every direction**.
- **Listen carefully** because you can sometimes hear traffic before you can see it.

4

Let any traffic pass.



- Look all around again and listen.
- Do not cross until there is a safe gap in the traffic and you are **certain** that there is plenty of time.
- Remember, even if traffic is a long way off, it may be approaching **very** quickly!

5


When it is safe, go straight across the road.
Do not run.



- **Keep looking and listening** for traffic while you cross, in case there is any traffic you did not see, or in case other traffic appears suddenly.
- Look out for **cyclists and motorcyclists** traveling between lanes of traffic.

Tuesday Task

- Make an informative colourful poster showing the Green Cross Code.



Challenge: Look at the road signs

Road Signs

SHAPES


RECTANGLES INFORM



TRIANGLES WARN



CIRCLES GIVE ORDERS



INFORMATION SIGNS



Emergency telephone ahead




Accident ahead and consequent need to proceed with caution



One-way traffic



Countdown markers



No waiting at certain times



Parking for motorcycles



Vehicles may be parked wholly on the verge or footway



Clearway



Tourist signs - Beach



Tourist signs - Castle



Average speed check area



Congestion charge



Dual carriageway ahead



No through road



Diversion sign



Motorway - Start of motorway regulations



Motorway - Availability of service areas ahead



Motorway - Keep apart 2 chevrons



Hospital - with A&E department



Hospital - no A&E department

WARNING SIGNS

			
Crossroads	Double bend	Opening or swing bridge	School
			
Traffic signals ahead	Junction on a bend	Hump bridge	Wild animals
			
Side road	Two-way traffic	Uneven road	Level crossing with a gate or barrier
			
Traffic merges from left	Road narrows on both sides	Zebra crossing	Level crossing without a gate or barrier
			
Roundabout	Slippery road	Frail pedestrians likely to cross	Loose chippings on road

ORDER SIGNS

			
No entry	National speed limit	No U-turn	Stop Police
			
No motor vehicles	No left turn	Riding of bicycles prohibited	No stopping on main carriageway
		 No vehicles	
No pedestrians allowed	No overtaking permitted	All vehicles prohibited	No solo motorcycles
			
No goods vehicle over shown weight	Maximum speed limit	No vehicles wider than 6' 6"	Stop
			
Keep left	Minimum speed limit	Shared route for pedal cycles and pedestrians only	Give way

Match the meaning to the correct road sign

Signs giving **orders** are mostly circular.



Warning signs are often triangular.



Write the correct number under each sign to label it correctly.

1. School crossing

2. Give way

3. Slippery Road

4. Max speed limit

5. No entry

6. Two way traffic


7. No cycling

8. Zebra crossing

Lunch

12-1pm

- **Have a walk, draw a picture or play with some toys**
- **What will you eat for lunch today?**



Reading and Story Time

1-1.30pm

- Own independent Reading 1pm-1.15pm
- Follow the link below and choose a story to listen to
- <https://www.bbc.co.uk/iplayer/episodes/b00jdlm2/cbeebies-bedtime-stories>



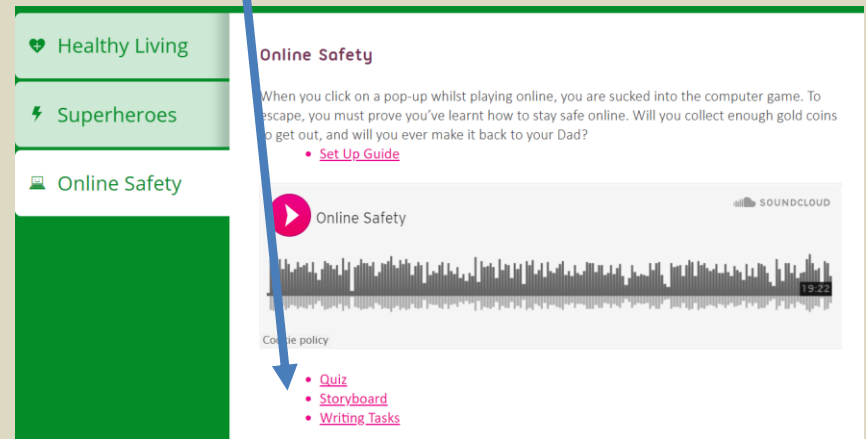
Online Safety Day


1:30-2.30pm

Now Press Play

- Follow the link below to the audio only Now Press Play Experience
- https://nowpressplay.co.uk/learn-at-home/#Online_Safety
- Password = nowpressplay
- Follow the instructions on the audio

There is a quiz and story board to sequence on the website if you wish to do it.





Safer Internet Day Assembly

twinkl

Aims

- To know the purpose of the annual Safer Internet Day
- To understand the theme, 'An Internet we trust: exploring reliability in the online world'
- To understand my online identity and how to keep safe online

Read through these next slides with an adult and discuss staying safe on the internet.



Word Check!

Let's check your understanding of these key words:

Internet

source

avatar

messaging

email

online

app

advert

What Is Safer Internet Day?

- Safer Internet Day is celebrated in over one hundred countries across the world on Tuesday 9th February 2021.
- The theme this year is 'An Internet we trust: exploring reliability in the online world'.



What Do You Use the Internet For?

- The Internet is an amazing place!
- In our real lives, it provides us with entertainment, allows us to communicate and helps us learn new things.




Who Can Use the Internet?

- Many people across the world use the Internet every day.
- By the end of 2019, four and a half billion (4,500,000,000) people were using the Internet. That is nearly 6 out of every 10 people in the whole world.



How Do We Access the Internet?

- We can use lots of different devices to access the Internet. How many can you think of?



Did you think of all these?

How Would You Feel if the Internet Was Turned Off?



What Is Your Online Identity?

- When we go online, we have an online identity.
- This is information about ourselves, our likes, what we share and how we talk to others.
- On some apps, we can make an avatar or a profile that other people online can see.




This Is Me

- What do you like to do online?
- Who likes to do the same/different?
- Is it OK for people to like different things online?
- What could we do to make the Internet better?

An Internet We Trust

- The theme this year asks us to think about how we can know what to trust online.
- We need to learn how we separate fact from fiction.
- How do we know if we can trust something online?



News or Fake News?

There are ways we can investigate if the information we read is fact or fiction.

The online world can influence, persuade and manipulate our decisions and opinions. It's important we find out what is fact and what is fiction. Sometimes fake news can even be harmful.

What can I do?

Ask myself who wrote this?


Investigate why it was written.

Support my friends if fake news upsets them.

Only share things I have checked are true.

An Internet We Trust

There are ways we can investigate if the information we read is fact or fiction.




question what you
see



check sources offline



check other sources
online



ask for help

What Would You Do If...


You see an advert pop up saying you have won a prize?

You saw a link for a video to an amazing new football trick?

Someone you play games with online asks to meet in person?

An Internet We Trust


Remember




question



check



ask



DISCUSS

How do you stay
safe online at
home?

Times tables Maths

2.30-3pm

- Times tables
- Practise your 2 times tables
- Mental Maths train
- [click here 2](#)
- week 6 x5

Home time 3pm



I hope you had a
wonderful day 😊



Enjoy your time
at home



See you
tomorrow



Year 2 Team 😊