

Good Morning

Year 2

Wednesday 10th February 2021

Term 3 Week 6

Time Table

Morning



Tricky fingers



Phonics/Spelling shed



Assembly



Maths



Break



Zoom call check in & story



English

Afternoon

- Lunch
- Independent Reading/Read your spellings
- Foundation subject
- Times tables practice
- Home time

Tricky Fingers

8.40-9am

Get your fingers working!

- Play with some Lego or similar

Or

- Draw/colour a picture
- Sing and dance our “Wake up, Shake up” routine

Phonics 9-9.30am

Write and learn these spellings from our common exception word list. They are on **spelling shed** to play there too. They sound like the digraph 'sh' but do not have the letter h in the spelling.

- **sugar, sure, treasure, measure, pleasure, tissue**



Log into Education City.

<https://www.educationcity.com/>

Your Pass word is on your blue sheet. Find the class work section that has been set for you.

Look for the Bee phonics icon

Term 3 Week 6

Then select the Mitch and Patch

Write down 5 words with the /tch/ sound.

Assembly

9.30-9.45ish

- Listen to a story [click here](#)
- Zigazoo By Quentin Blake
- <https://www.saferinternet.org.uk/safer-internet-day/2017/sid-tv/films-5-7-year-olds>
- Safer internet video from 2017

Maths

9.45ish-10.30am

- Follow the link here for recording of Maths input
- Share recording with viewers:
<https://us02web.zoom.us/rec/share/LfheSJHeXAfzcEa7tBxeR5Kj99F-IdZmF52NaPzkUcKnQbzcgcN9rbIGcTbSwiUX.vT4Bohe3sS0XYIRa>
- No passcode

The sheets are on the class website but you can just write your answers in the back of your home learning book.



WALT make arrays

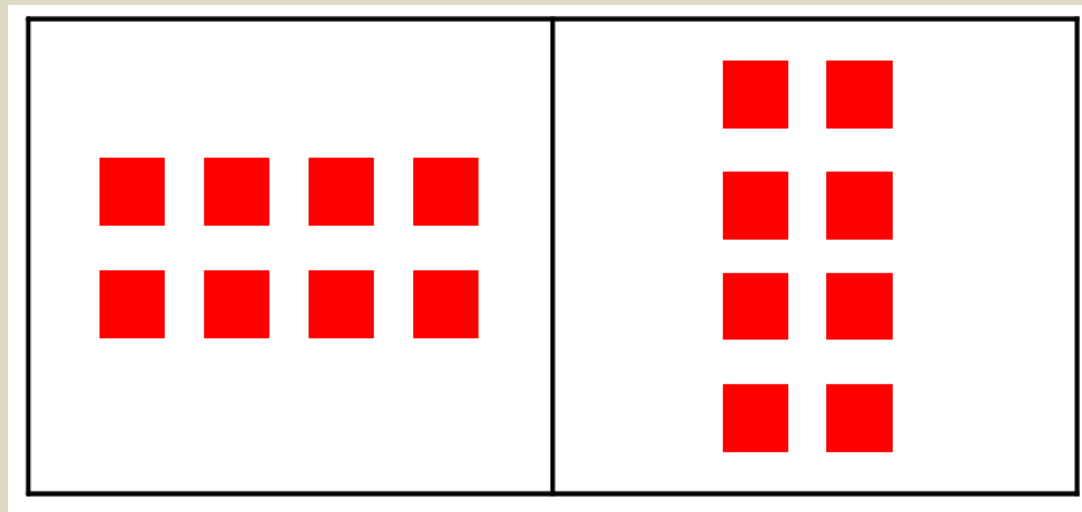
S2S I can

- say what an row and a column is
- Make/draw arrays
- find a total using arrays

Can you remember what these are called?

What is the same and what is different about these arrays?

Do they have the same total?




Do you have some small objects around that you can build this array with? Or you could draw it.

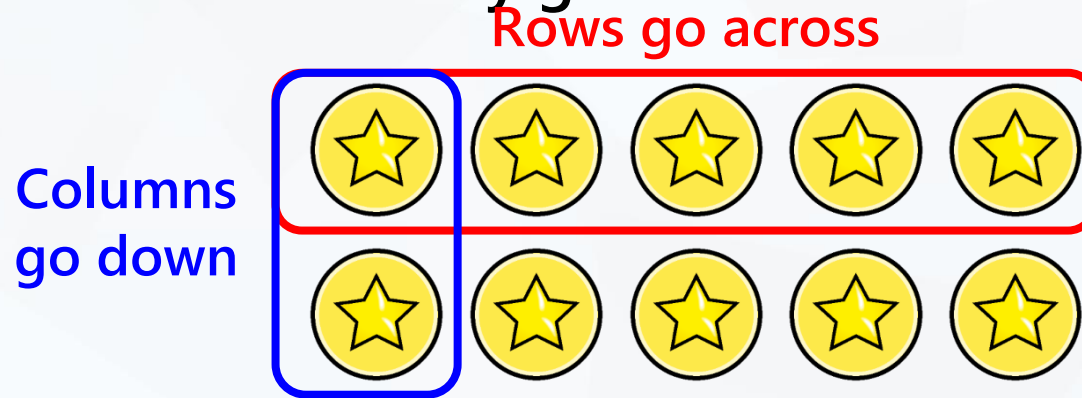
Build and draw an array to match the description.

Problem
solving

There are 5 rows.
There are 2 on each row.




What is the difference between a row and column? A column is like our rows but they go down instead.



There are 2 rows. 5 in each row.

There are 5 columns. 2 in each column.

Complete the sentences.




4 rows.

2 in each row.

2 columns.

4 in each column.

Complete the sentences.




3 rows.

10 in each row.

10 columns.





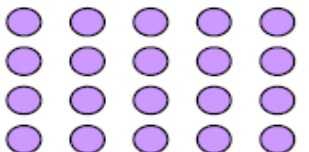

3 in each column.

Complete the table.

Array	Describe: Rows	Describe: Columns	Number sentence
	<u> 3 </u> rows. <u> 2 </u> in each row.	<u> 2 </u> columns. <u> 3 </u> in each column.	$2 + 2 + 2$ $3 + 3$







Here is today's learning. We are going to talk about rows and then columns. Remember, columns go down and rows across.

Describe the arrays and write two number sentences to represent the array.

Array	Description - Rows	Description - Columns	Number sentences
	_____ rows. _____ in each row.	_____ columns. _____ in each column.	$5 + 5 + 5 = 15$ $3 + 3 + 3 + 3 + 3 = 15$
	_____ rows. _____ in each row.	_____ columns. _____ in each column.	
	_____ rows. _____ in each row.	_____ columns. _____ in each column.	
	_____ rows. _____ in each row.	_____ columns. _____ in each column.	
	_____ rows. _____ in each row.	_____ columns. _____ in each column.	
	_____ rows. _____ in each row.	_____ columns. _____ in each column.	

Answers

Describe the arrays and write two number sentences to represent the array.

Array	Description - Rows	Description - Columns	Number sentences
	<u>3</u> rows. <u>5</u> in each row.	<u>5</u> columns. <u>3</u> in each column.	Either: $5 + 5 + 5 = 15$ $3 + 3 + 3 + 3 + 3 = 15$
	<u>3</u> rows. <u>2</u> in each row.	<u>2</u> columns. <u>3</u> in each column.	Either: $2 + 2 + 2 = 6$ $3 + 3 = 6$
	<u>2</u> rows. <u>5</u> in each row.	<u>5</u> columns. <u>2</u> in each column.	Either: $5 + 5 = 10$ $2 + 2 + 2 + 2 + 2 = 10$
	<u>5</u> rows. <u>2</u> in each row.	<u>2</u> columns. <u>5</u> in each column.	Either: $2 + 2 + 2 + 2 + 2 = 10$ $5 + 5 = 10$
	<u>4</u> rows. <u>5</u> in each row.	<u>5</u> columns. <u>4</u> in each column.	Either: $5 + 5 + 5 + 5 = 20$ $4 + 4 + 4 + 4 + 4 = 20$
	<u>2</u> rows. <u>2</u> in each row.	<u>2</u> columns. <u>2</u> in each column.	$2 + 2 = 4$


Challenge: Can you finish the array for $10 + 10 + 10$?
You could draw it or make it with some objects. How many columns does it have?

Problem solving

The number sentence that represents the array is:

$$10 + 10 + 10$$

Complete the array to show this.




© Primary Stars Education

Break

10.30-10.45am

- **Have a walk or play with some toys**
- **Have a drink of water and a fruit snack**



Zoom Call Check in 10.45-11am

- Hello Year 2 how are you doing today?
- Zoom link on parentmail



English

11am-12pm

Complete the Now Press Play audio only experience before watching my input about it.

[https://nowpressplay.co.uk/learn-at-home/#The UK](https://nowpressplay.co.uk/learn-at-home/#The_UK)

English Input video

Share recording with viewers:

https://us02web.zoom.us/rec/share/7VDBX7NEju1w6G08QsdvdXnfMo6lb3qcOzd9WQv5c0iOt4p8x5FMAhtPXR698Zyu.ozYg5K_em9g0NdfV

No passcode


On a school trip to Buckingham Palace, you meet the Queen, but she's behaving strangely. When you discover the real Queen locked in the basement, you must go on a mission across The UK to foil her imposter, the evil Dr Disguise – and free the Queen!

Now Press Play

- Follow the link below to the audio only Now Press Play Experience
- https://nowpressplay.co.uk/learn-at-home/#The_UK
- Years 1 & 2 Geography UK
- Password = nowpressplay
- Follow the instructions on the audio

Task

Sequence the story board and complete the quiz on the website.



Wednesday 27th January 2021

WALT: answer questions

S2S: I can

- follow instructions and sequence events
- listen to key information
- remember key information to answer questions

now > press > play

Here are the images – can you put them into the right order?



Did you guess the right order?

1.



2.



3.



4.



5.



6.



The UK Quiz

1) Which countries make up the United Kingdom?

- a) Wales, England, Ireland, Scotland
- b) England, Scotland, France, Wales
- c) Northern Ireland, Scotland, Wales, England
- d) Scotland, Wales, England, Australia

2) What is the national symbol of Scotland?

- a) Thistle
- b) Bagpipe
- c) Salmon
- d) Kilt

3) What is the national symbol of Northern Ireland?

- a) Leprechaun
- b) Violin
- c) Shamrock
- d) Rose



The UK Quiz

4) What is the national symbol of Wales?

- a) A sheep
- b) Leek
- c) A lamb
- d) A dragon

5) What is the national symbol of England?

- a) A cross
- b) Three lions
- c) Red rose
- d) Oak tree

6) Match the country to the flag. The first one has been done for you.

- a) England
- b) Wales
- c) The United Kingdom
- d) | Scotland



There is a sheet but you can just write your answers down in your book.

Wednesday 27th January 2021

WALT: answer questions

S2S: I can

- follow instructions and sequence events
- listen to key information
- remember key information to answer questions
-

Number the pictures 1-6 in the correct order.

now > press > play

Here are the images – can you put them into the right order?



1) Which countries make up the United Kingdom?

- a) Wales, England, Ireland, Scotland
- b) England, Scotland, France, Wales
- c) Northern Ireland, Scotland, Wales, England
- d) Scotland, Wales, England, Australia

2) What is the national symbol of Scotland?

- a) Thistle
- b) Bagpipe
- c) Salmon
- d) Kilt

3) What is the national symbol of Northern Ireland?

- a) Leprechaun
- b) Violin
- c) Shamrock

Circle the correct answer to the quiz

4) What is the national symbol of Wales?

- a) A sheep
- b) Leek
- c) A lamb
- d) A dragon

5) What is the national symbol of England?

- a) A cross
- b) Three lions
- c) Red rose
- d) Oak tree

6) Match the country to the flag. The first one has been done

a) England

b) Wales

c) The United Kingdom

d) Scotland



Challenge

Label the 4 countries of the UK.
Label any cities that you know.
Maybe you have a member of your family in another part of the UK. Find out where it is on the map.

Can I label the 4 countries that make up the United Kingdom?



England
Scotland
Wales
Northern Ireland

Draw the correct symbols in each of the 4 countries.

IF you would like to learn more about the four countries that make up the United Kingdom then you can read about them in the activities I have selected on Education city.

<https://www.educationcity.com>





Lunch

12-1pm

- **Have a walk, draw a picture or play with some toys**
- **What will you eat for lunch today?**



Reading and Story time

1-1.30pm

- Own independent Reading 1pm-1.15pm
- Follow the link below and choose a story to listen to
- <https://www.bbc.co.uk/iplayer/episodes/b00jdlm2/cbeebies-bedtime-stories>

History

1.30-2.30pm

Wednesday 10th 2021

WALT make a timeline

S2S: I can

- identify old and new objects
- understand chronological(time) order
- produce a timeline


Look through the pictures of the cars changing through the years. What do you notice about the changes of the motor car?

The History of Transport

. . . . well a wee bit of it!

Take a look through the pictures


Guido da Vigevano in 1335



England in the 1830s



Wooden motorcycle 1885



Steam car 1890




1893 First gasoline powered car in USA



Quadracycle 1896

Henry Ford, USA




First car race, 1896

Duryea – first car in production



DURYEA
MOTOR WAGON CO.
FACTORY AT
SPRINGFIELD, MASS.
MAY 1896



Curved Dash Oldsmobile 1899




1901 – 600 were sold
1906- 4000 were sold



Horseless carriage Engine under feet



Daimler of 1899 European Design



Haynes - 1894 compared to 1908



The Rolls Royce Silver Ghost of 1906 best engineering and technology of the time



1920s



1930s



Ford Anglia 1940s



1950s



Mini 1960s



1960s



1970s



1970s



Robin Reliant



Ford Capri 1970s



Vauxhall 1980s



1983



Ford Escort 1990s



Nissan 1990s



2000s



2000s



2010



2011




2011 Mini













History Task

- Complete the history of cars timeline
- Challenge: draw and design your own car of the future.

If you are getting stuck, sketch a car using a tutorial video below

- <https://www.youtube.com/watch?v=Yb3vCbO1qdc>
- <https://www.youtube.com/watch?v=nb4clWuff9Q>



A



B



C



D



E



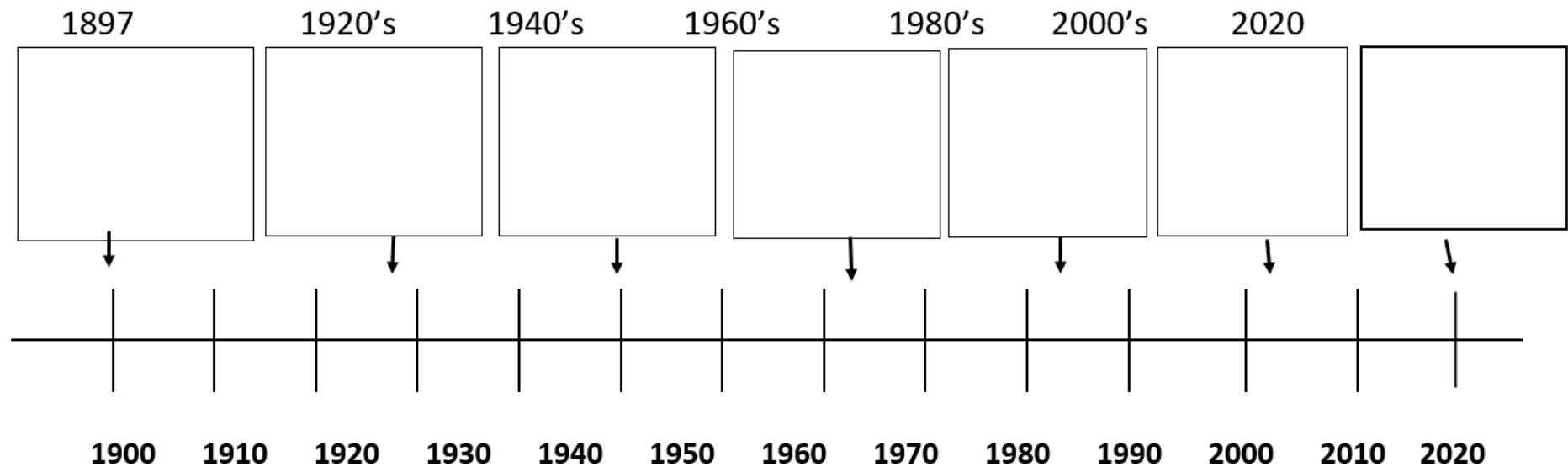
F



G

Look at cars in previous slide and place in a time order. No need to print you can just write the correct letter in the time line order set out below.

place cars in chronological (time) order



Times tables Maths



PRACTISE YOUR
TWO TIMES TABLES



TIMES TABLES HIT
THE BUTTON



[CLICK HERE 3](#)



WEEK 6 X5

Home time 3pm



I HOPE YOU HAD A
WONDERFUL DAY 😊



ENJOY YOUR TIME
AT HOME



SEE YOU
TOMORROW



YEAR 2 TEAM 😊