

Good Morning  
Year 2

Monday 22<sup>nd</sup> February 2021

Term 4 Week 1

Welcome to Term 4  
Our new topic is called  
Creative Cats

# Time Table

## Morning

- Tricky fingers
- Phonics/Spelling shed
- Maths
- Assembly (zoom recording)
  
- Break
  
- Zoom call check in 10.45am
- English

## Afternoon

- Lunch
  
- Independent Reading/Read your spellings
- Foundation subject
- Times tables practice
  
- Home time

# Tricky Fingers

8.40-9am

Get your fingers working!

- Play with some Lego or similar

Or

- Draw/colour a picture
- Sing and dance our “Wake up, Shake up” routine

# Phonics 9-9.30am

Practise and learn these spellings from our common exception word list. They are on spelling shed to play there too.

<https://www.spellingshed.com/en-gb/>

**eye, could, should, would, who, whole, any, many**



Log into Education City.  
Your Pass word is on your blue sheet.  
Find the class work section 'My City'  
that has been set for you.

Look for the Bee phonics icon  
Term 4 Week 1 to recap phase 4 & 5  
sounds.

Then select the Chief Olaf's shield  
Write down 5 words that use the 'ie'  
spelling pattern.

# Maths

9.30-10.15am

- Follow the link here for recording of Maths input
- Share recording with viewers:  
<https://us02web.zoom.us/rec/share/tHMY12IjqIJvREEcqqhzb-WDERg6BSxspuLAL7ZR3z8dxjTR1txdYfQTicRGiMPn.wxApwkQ2VWSE0ST1>
- The sheets are on the class website but you can just write your answers in the back of your home learning book.




# Term 4 Week 1 Lesson 1 Multiplying

WALT understand equal groups

S2S I can

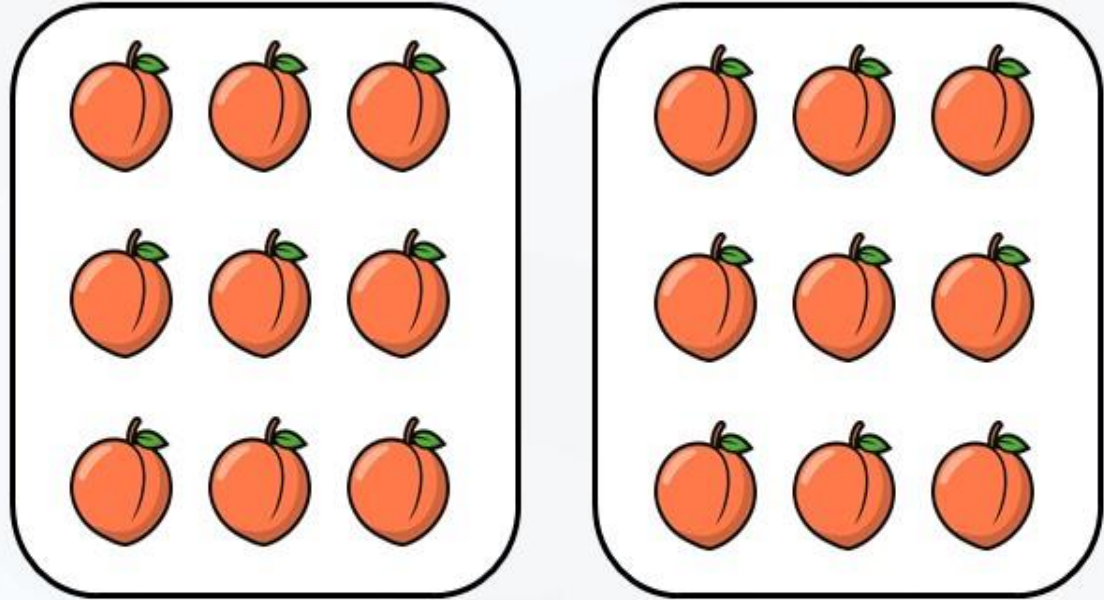
- say what an equal group is
- make equal groups
- describe equal groups

Do you remember learning about equal groups before the holiday? Putting objects into equal groups makes it easier to find the total. Can you make some equal groups with things you find at home?



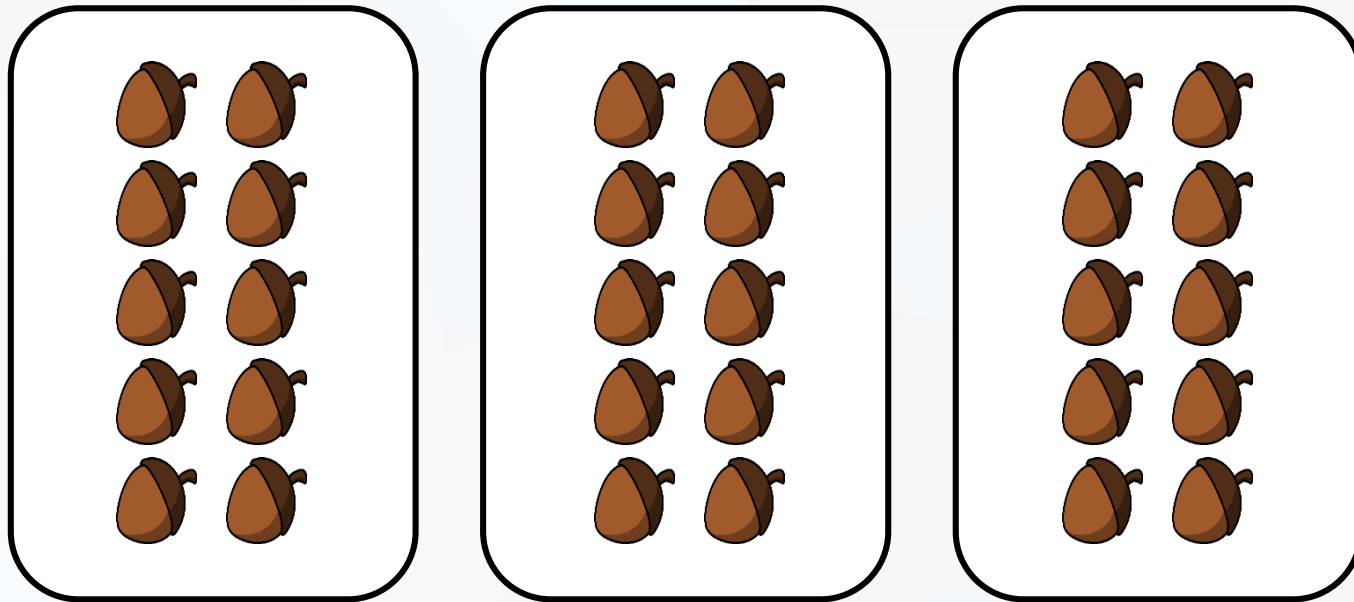


Complete the sentences.



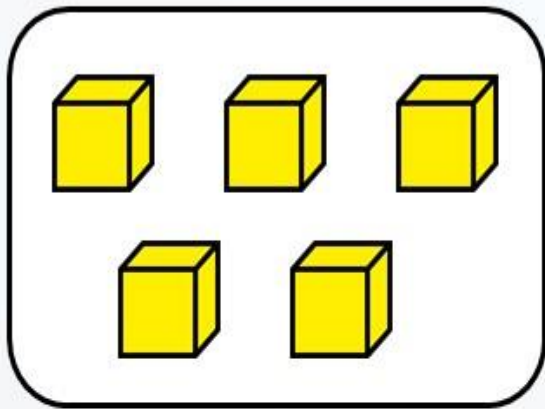
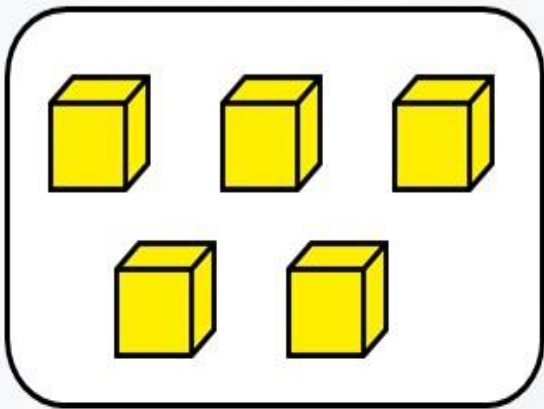
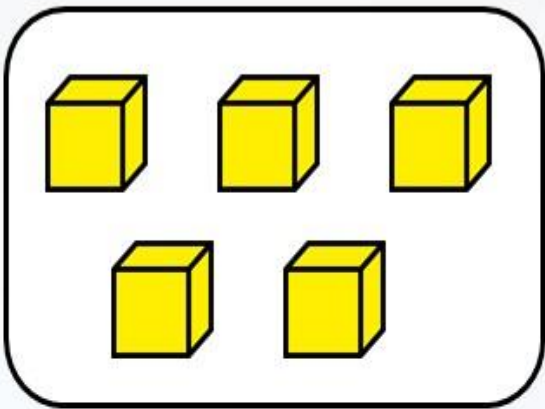
There are 2 equal groups with 9 in each group.

Complete the sentences.



There are 3 equal groups with 10 in each group.


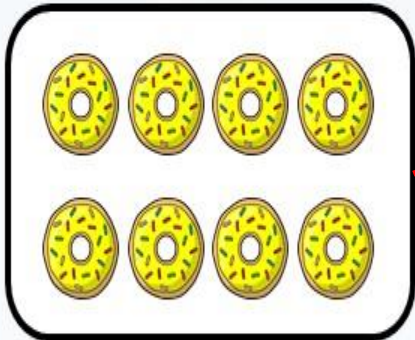
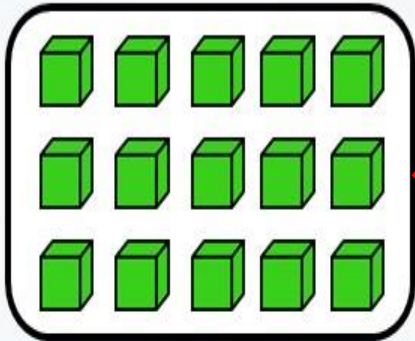
Tick (✓) the sentences that describes the groups



a) There are 5 equal groups with 3 in each group.

b) There are 3 equal groups with 5 in each group.

Match the pictures to the correct group number.



2 groups  
of 4

3 groups  
of 3

3 groups  
of 5

Complete the following sentences.





There are 2 equal groups with 4  
in each group.

There are 2 groups of 4

$$\underline{4} + \underline{4} = 8$$

Complete the following sentences.




There are 3 equal groups with 3  
in each group.

There are 3 3s.

$$\underline{3} + \underline{3} + \underline{3} = 9$$

Complete the following sentences.



There are 2 equal groups with 10  
in each group.

There are two 10s.

$$\underline{10} + \underline{10} = 20$$

# Here is today's learning. We are going to revisit our equal group work from before the break.

1 Complete the sentences below.



There are \_\_\_\_\_ equal groups with \_\_\_\_\_ in each group.

There are \_\_\_\_\_ 5s.

\_\_\_\_\_ + \_\_\_\_\_ = 10



There are \_\_\_\_\_ equal groups with \_\_\_\_\_ in each group.

There are three \_\_\_\_\_s.

\_\_\_\_\_ + \_\_\_\_\_ + \_\_\_\_\_ = 18




There are \_\_\_\_\_ equal groups with \_\_\_\_\_ in each group.


There are two \_\_\_\_\_s.

\_\_\_\_\_ + \_\_\_\_\_ = 24


Match the picture to the correct number sentences.



$3 + 3 + 3$



$4 + 4 + 4$



$6 + 6 + 6$



$5 + 5 + 5$

Jack says the picture below shows  $3 + 3 + 3 + 3 + 3$ .



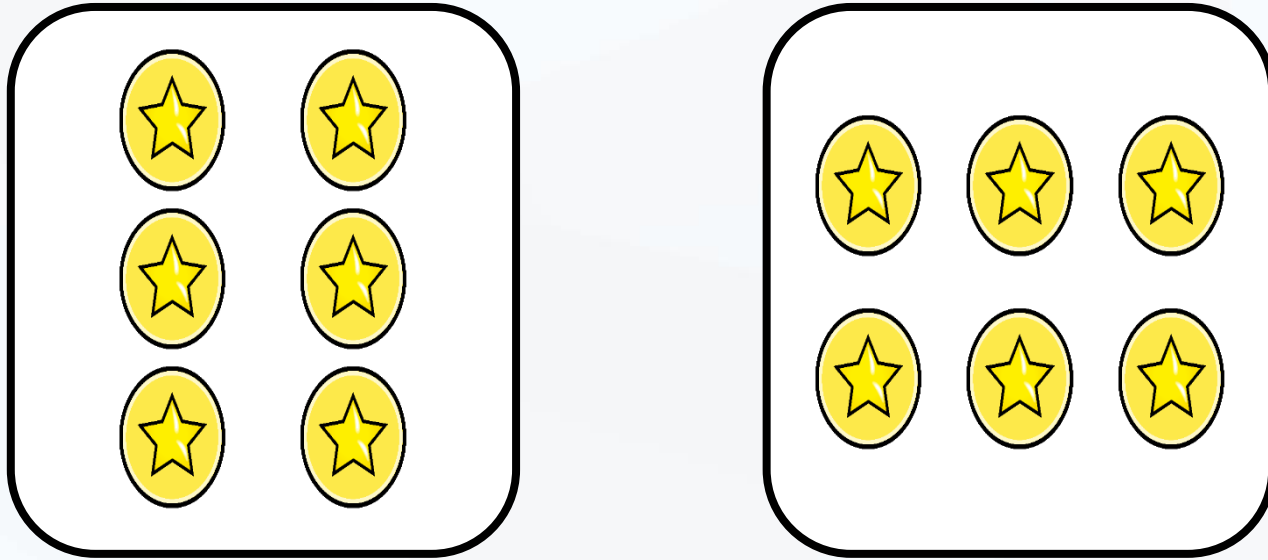
Is Jack correct? Explain how you know.

---

---



Challenge: These groups are equal.



True or false? Explain how you know.

**True, these groups are both equal.  
There are 6 stars in each group.**


# Assembly

- **Watch Mrs Crittenden's assembly when the link comes through**

# Break

10.30-10.45am

- **Have a walk or play with some toys**
- **Have a drink of water and a fruit snack**



# Zoom Call Check in 10.45-11am

- Hello Year 2 how are you doing today?
- Zoom link on parentmail



# English

## 11am-12pm

English Input video :

Share recording with viewers:

[https://us02web.zoom.us/rec/share/KOts3yh  
xSvlwlvS3SLh9S5ATHx R8310GdKRzTyBqAHn  
FJ6S6LSxACDr5hztS1fr.78HOt2QBJkTAZePL](https://us02web.zoom.us/rec/share/KOts3yh<br/>xSvlwlvS3SLh9S5ATHx R8310GdKRzTyBqAHn<br/>FJ6S6LSxACDr5hztS1fr.78HOt2QBJkTAZePL)

# Term 4 Creative Cats

Monday 1<sup>st</sup> February 2021







WALT (we are learning to): use nouns

S2S (steps to success): I can


- say what nouns are and give examples
- write noun phrases
- add s and es to nouns

# Log onto Education City

<https://www.educationcity.com/>

	Title	Content Allocated	Students Completed	Mode	Status
<input type="checkbox"/>	 Year 2 Phonics Term 4 week 1 <small>Saved: 00:38 17/02/21</small>	5	0/60	 Non-sequenced	<b>Scheduled</b> <small>21/02/21 - 28/02/21</small> 
<input type="checkbox"/>	 Year 2 English Term 4 Week 1 <small>Saved: 15:03 16/02/21</small>	3	0/60	 Non-sequenced	<b>Scheduled</b> <small>21/02/21 - 28/02/21</small> 

- Select English Term 4 week 1
- Then click on the activities to play them.



The image shows three activity cards from Education City. Each card has a green header with the activity name and a small puzzle piece icon. Below the header is a colorful illustration related to the activity. At the bottom of each card, the subject and level are listed.

- Noodle Nouns**: Expanded noun phrases. Illustration shows a bowl of noodles and a cat. Subject: English, KS1, Year 2.
- Lovely noun phrases**: Create noun phrases. Illustration shows a purple car. Subject: English, KS1, Year 2.
- Double Bubble Trou...**: Singular or plural. Illustration shows a blue bubble on a corkboard. Subject: English, KS1, Year 1.

Nouns are objects, people or places. Noodles, England and Stig are all nouns.

Hide Text

noun

noodles



Stig



England





By expanding a noun phrase, we can add description and interest to our writing. The noun phrase now tells us that Stig's noodles were good to eat.

The plate of tasty, soft noodles  
was very filling.

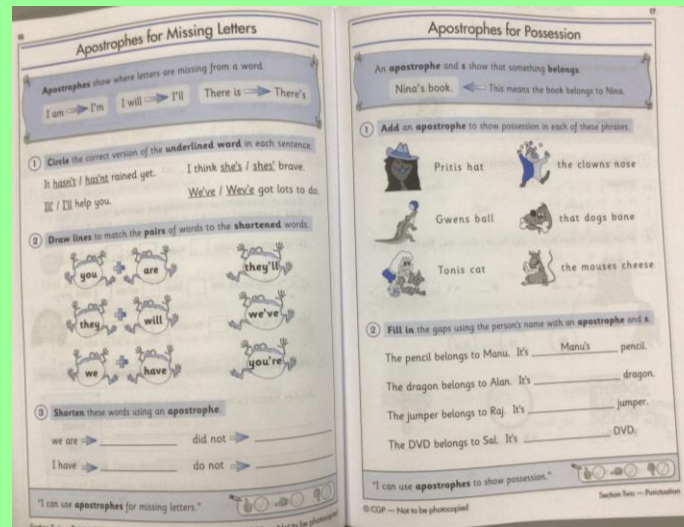
**Noun phrase**



# English Task

Complete Pages 2 and 3 in your CGP work book about nouns.

Complete pages 38 and 39 in your CGP work book about adding s and es to nouns to make them plural (more than one).



# Lunch

## 12-1pm

- **Have a walk, draw a picture or play with some toys**
- **What will you eat for lunch today?**



# Reading and Story time

## 1-1.30pm

- Own independent Reading 1pm-1.15pm
- Follow the link below and listen to a story.
- [https://www.youtube.com/watch?v=qnYUIz\\_e\\_t-E](https://www.youtube.com/watch?v=qnYUIz_e_t-E)
- Listen to the story of Tabby McTat

# Science

1:30-2.30pm

- Follow the link below to the interactive lesson on materials.
- <https://classroom.thenational.academy/lessons/how-can-the-shape-of-solid-objects-be-changed-74uk2c>
- **Lesson 1**
- **How can the shape of solid objects be changed?**
- Follow the lesson and complete the tasks.
- What you have learnt today about Materials?
- There is also a start and end quiz too.

# Experiment



**Draw this table**

*You can change the objects if you want to!*

<b>Object</b>	Squash 	Bend 	Twist 	Stretch 
sock 				
elastic band 				
sponge 				
<i>Choose your own object!</i>				

There is a sheet on the website/class dojo portfolio but you can just write the table and the answers straight into your book.

Monday 22<sup>nd</sup> February 2021 Science

WALT: investigate materials

S2S: I can

- use technical vocabulary
- predict and observe my experiment and analyse my results
- explain how the shape of objects can be changed

Follow the link to the Science lesson 1

<https://classroom.thenational.academy/lessons/how-can-the-shape-of-solid-objects-be-changed-74uk2c>

**How can the shape of solid objects be changed?**

**Complete the starter quiz before the video**



**Draw this table**

*You can change the objects if you want to!*

<b>Object</b>	Squash 	Bend 	Twist 	Stretch 
sock 				
elastic band 				
sponge 				
Choose your own object!				

**Complete the end quiz after the video**

What have you learnt today about Materials?

What do your results tell you about materials?

# Times tables Maths

- Times tables Coconut multiples
- [click here 1](#)
- week 1: x2 x5 x10



# Home time

3pm

- I hope you had a wonderful day 😊
- Enjoy your time at home
- Thank you for sending your learning on Class Dojo.
- See you tomorrow
- Year 2 Team 😊

