

Maths
Learning
Measurement:
Length and
Height

Term 4 week 2 lesson 1

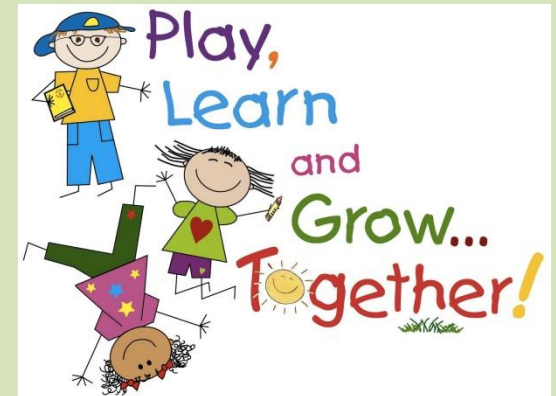
We are learning to...

WALT: compare lengths
S2S

(steps to success):

I can:

- use the correct word to compare lengths
- find items shorter than a spoon
- find items longer than a spoon



In focus...



Practise your counting...

Can you count in the following ways?

0 to 50 in 1's and back down

0 to 20 in 2's and back down

0 to 100 in 10's and back down

0 to 50 in 5's and back down

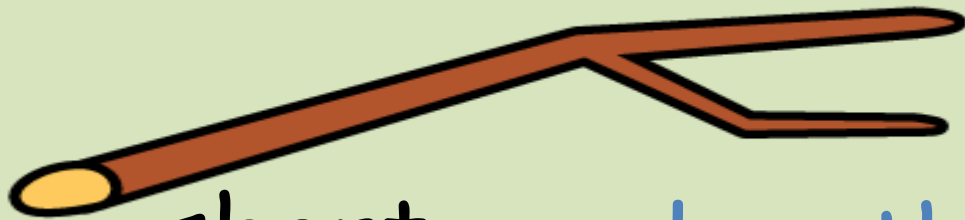
Keep practising the ones you are finding tricky. Can you count even further?

Lets learn



Compare lengths...

These words help us
compare lengths.



short

length

same

long

longer

shortest

shorter

longest

Which is the longest?

Have a think




I can't tell which is longest!

How can we measure?

Which is the longest?
How can we compare?

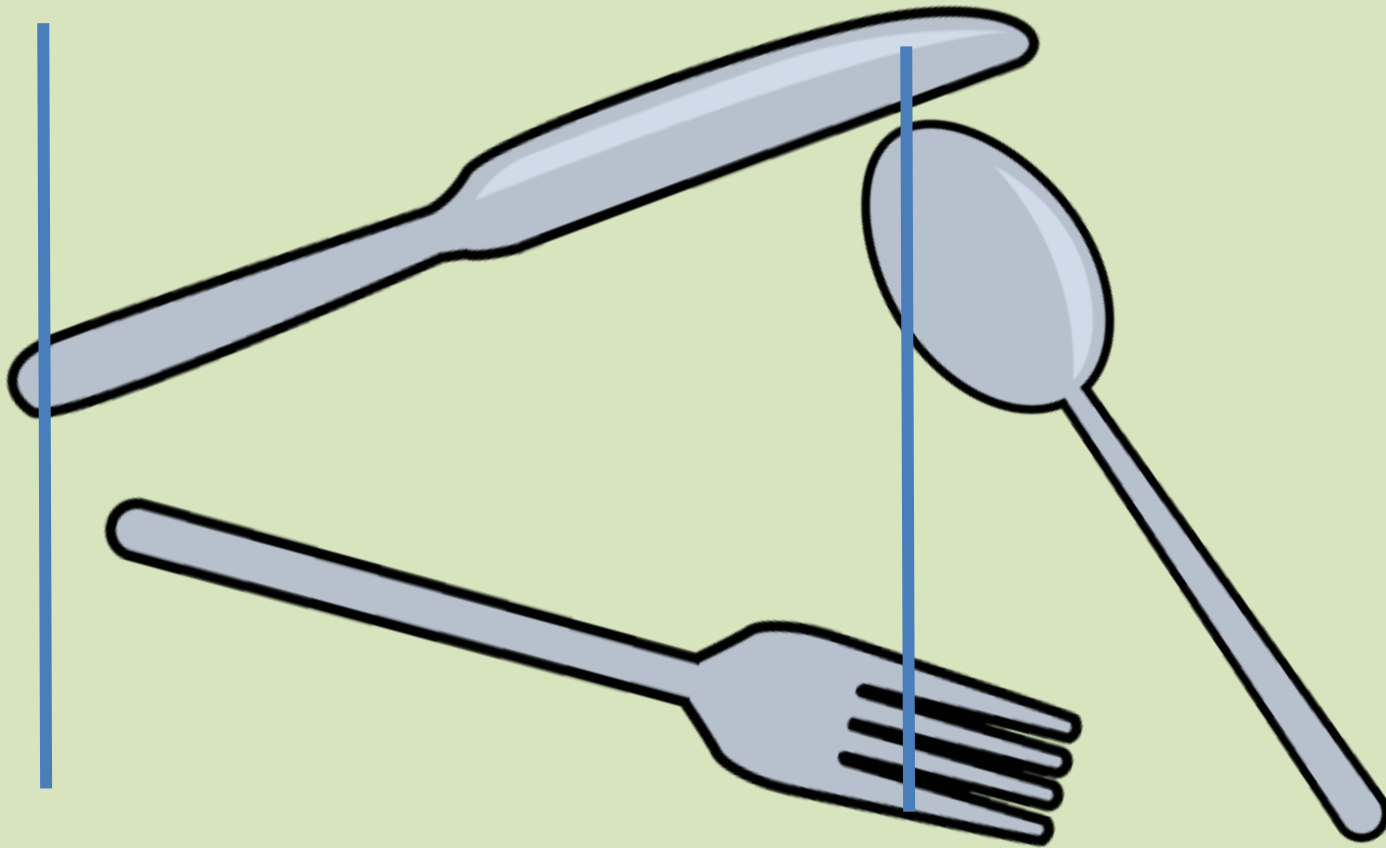
Have a think



Remember to line them up carefully.

Which is the shortest?
How can we compare?

Have a think



Remember to line them up carefully.

Guided practise



Let's compare...

Let's compare fingers!

Have a think



I don't have any
fingers...



Which of your fingers is the longest?
Which of your fingers is the shortest?
Do you have 2 fingers the same length?

Independent practise

Find a spoon



Can you find

5 items longer than
your spoon?

Can you find 5 items
shorter than your
spoon?

Challenge: can you find any items
which are exactly the same length
as your spoon?

Plenary



Mrs Lee said that the orange pencil is definitely longer than the other pencils. We know she is wrong but why do you think she made this mistake?

