

Maths
Learning
Measurement:
Length and
Height

Term 4 week 2 lesson 2

We are learning to...

WALT: compare height S2S

(steps to success):

I can:

- use the correct word to compare height
- find things taller than me
- find things shorter than me



In focus...



Practise your counting...

Can you count in the following ways?

0 to 50 in 1's and back down

0 to 20 in 2's and back down

0 to 100 in 10's and back down

0 to 50 in 5's and back down

Keep practising the ones you are finding tricky. Can you count even further?

Lets learn



Compare heights...

These words help us compare heights:

tall

short

height

shorter

same


tallest

shortest


taller



Who is tallest?




I can see who is tallest!



Remember to stand up straight.

Who is the tallest?
How can we compare?


Have a think



Remember to stand up side by side.

Who is the shortest?
How can we compare?

Have a think



Remember to stand up side by side.

Guided practise




Let's compare...

Have a think



Let's compare!



Panda is ~~shorter~~ the same height as the bear.

Independent practise



Can you find
3 things shorter
than you?



Can you find 3
things taller than
you?

Challenge: can you find anything
the same height as you?

Plenary



These children are all the same height.

How could we measure them to check?

