






# World Book Day

Read a book the possibilities are endless




World Book  
Day  
Thursday 4<sup>th</sup>  
March 2021  
West Borough  
Primary School



- Read and learn
  - Today is a day of choice
  - Read through the activities and choose a selection of things that interest you for you to complete.
  - There are a range of activities so choose a tasks to suit your child's age.
  - There are a selection of reading and writing tasks.
- 



**IT'S WORLD BOOK DAY!**



Word book day activities to join in with at home

**World Book Day 2021**  
activities



Thursday 4<sup>th</sup> March 2021 at 10:30am  
LIVE event Click on the link to find out more

- <https://www.worldbookday.com/events/>

## FIND OUT MORE ABOUT OUR LIVE EVENTS

Books that make you  
**LOL!**  
Starring  
Wednesday  
3rd March,  
10.30am  
Hosted by Kenny Baraka!  
7+

Books That Make You LOL  
Wednesday 3rd March at 10:30am

Words and Pictures:  
Bringing Books to  
**Life**  
Starring  
Thursday  
4th March,  
10.30am  
Hosted by Nigel Clarke!  
4+

Words & Pictures: Bring Reading to Life  
Thursday 4th March at 10.30am

Books and the  
**Real World**  
Starring  
Friday  
5th March,  
10.30am  
Hosted by Jessie Cave!  
9+

Books and the Real World  
Friday 5th March at 10.30am



# ARE YOU A SHARE A STORY READING STAR?

SHARE A STORY ACTIVITY



Based on the original idea by Hannah from Wymondham



This game has been created to encourage reading at home and all the exciting ways you can share stories – not just at bedtime! Tick off a Reading Star each time you complete a reading task and have fun reaching all your stars!

You can also play online and download your certificate when you've finished at [worldbookday.com/reading-stars](http://worldbookday.com/reading-stars).

Complete the Reading star challenge activities. PDF sheets are available.

For younger book worms 4+

For older book worms 8+

<https://www.worldbookday.com/fundraising/sponsored-reading-stars-challenge/>



# ARE YOU A SHARE A STORY READING STAR?




Tick off a Reading Star each time you complete a reading task and have fun reaching all your stars! You can also play the game online and download your certificate at [worldbookday.com/reading-stars](http://worldbookday.com/reading-stars)



Find out why its important to share stories at [worldbookday.com/com/ideas/share-a-story](http://worldbookday.com/com/ideas/share-a-story)

Rob Biddulph





# World Book Day badge

- [https://pawprintfamily.com/wp-content/uploads/woocommerce\\_uploads/2020/10/2021-World-Book-Day-Challenge-Badge-Activity-Pack.pdf](https://pawprintfamily.com/wp-content/uploads/woocommerce_uploads/2020/10/2021-World-Book-Day-Challenge-Badge-Activity-Pack.pdf)
- Follow the link to the activities to earn a world book day badge
- You will have to send off for it

# Non-screen activities for book lovers

Pobble

25 ideas!

These 25 fun book-based ideas will help you explore your favourite stories and maybe inspire your own!

**1** Can you take the story from your favourite book and turn it into a short poem?



**2** Write a letter to your favourite author. What will you tell them or ask them?



**3** Alternative ending. Think of your favourite book and re-write the final chapter of it.




**4** Get creative! Make your own bookmark to use when you read. How will you decorate it?



**5** Turn your favourite book into a comic strip. Writing a story doesn't always have to be about the words!



**6** Reading wish list. Make a list of all the books you'd like to read in the future.



**7** Decorate an item to look like your favourite book character. You could choose a stone, a wooden spoon or something else!



**8** Turn the story of your favourite book into a play script. Can you act it out?



**9** Story mash-up! Write a new story that mixes together your favourite characters from different books.



**10** Make a puppet of a famous book character. You could use a sock, a paper bag or even your finger!



**11** If you could write a non-fiction book, what would you write about? Write down five facts about your chosen topic.



**12** Design a new costume for your favourite book character. How will you make it different from the original?



**13** Where is the most unusual place you can find to read a book? Under the bed? Up a tree? You choose!



**14** A word of advice. What advice would you give to your favourite book character? How could you help them?

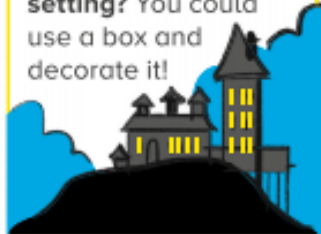


**15** Story hunt. Collect items that give clues to a book then share them with someone. Can they guess the story?




**16** Imagine you're a reporter. Write a news report based on a famous book. What happened? Who? Where and how? Don't forget a catchy headline!

**17** Can you make a model of a famous book setting? You could use a box and decorate it!



**18** Take the first line of your favourite book and use it to write a different story. Where will it take you?



**19** What would happen to your favourite character in a different story? Can you write a new tale?



**20** Design a new book cover for your favourite book. What will you change?



**21** Reading den! Build a den using things from around the house and cosy up in there to read a book.



**22** Pretend to be your favourite book character. Act out a part of the story, can your family guess which book it is?

**23** Read aloud! Grab your favourite book and read to someone else, your family, a pet or even your toys!

**24** Who is the villain in your favourite book? Can you make a wanted poster for them?



**25** Get crafty! Make a mask of your favourite book character. You could use a paper plate, some cardboard or something else.

# Non-screen activities





# THE MASKED READER

Can you guess the reader behind the mask?

- Check out the School Dojo to listen to some masked readers
- Can you guess which adult is reading to you?
- Enjoy!







# Reading activities

Choose activities that interest you



Make a den to read a book in comfortably







# Read anywhere challenge!

- Grab a book
- Find a spot
- Enjoy a story









# Share a story with someone

What story will you choose?





# Recreate a book cover challenge



- Choose a book
- Be creative
- Try to make your own version of the front cover
- Prizes available!!!!







# Writing activities

---

Choose activities that interest you



# Book Characters

- Describe your favourite character.
- Can some one guess who it is?
- Draw and colour them too.





## Design and make a book mark

- <https://www.youtube.com/watch?v=BEwl0fvqo18>
- Follow the link above to watch a video how to make a simple corner book mark to then decorate in any way you choose.



# Write a book review

---

What is your favourite book?

PDF sheet available



# Book Review

Title					
Author					
Type of book	Fiction?	<input type="checkbox"/>		Non-Fiction?	<input type="checkbox"/>
Rating	☆	☆	☆	☆	☆

What is the book about?

What was your favourite part?

Would you recommend this book?

	Author (by first name or second name)	Book title
A		
B		
C	Carle; Eric	Hungry Caterpillar
D		
E	Eric Carle	Hungry Caterpillar
F		

Complete the alphabet race.  
Can you think of an author  
for every letter of the  
alphabet?

PDF sheet available





# Dilemma story

Complete the story with interesting one liners to change from a positive to a negative.

PDF sheet available



The two friends, Tom and Sue, made their way excitedly into the dark forbidden forest...

	Fortunately, they had their backpack full of useful things for an adventure.
	Unfortunately, Tom <u>couldn't</u> find the torches.
	Fortunately,
	Unfortunately,
	Fortunately,
	Unfortunately,
	Fortunately,



*One boring day I had nothing to do. I had played with my toys, drew a picture and read a book already that morning. I wanted something else to do. At lunchtime dad said, "I'm going up to the attic do you want to help me sort?"*

## Write a story

- **Task:**
- Read the first part of this story and then plan how you will continue it.
- Think of some interesting things you could find in the attic and write about them. Think about adjectives you could use to describe objects and feelings to write noun phrases e.g. **green, old** lamp.

***"No way!" I replied with a snort. That would be all dusty and sorting things out is a boring grown up thing to do.***

***After a while, I stood at the bottom of the ladder and peered up to the dark and gloomy attic. Slowly, I tiptoed up the ladder nervous and excited all at once. All around me were mountains of brown boxes. In the corner of the attic there was a strange shaped box that I was drawn to. I was curious. I walked towards it. Dad nodded to me.***

***Cautiously, I opened the box and inside I found...***



# Plan your attic story



Plan				
What did you find?	What does it look like?	How did it make you feel?	What will you do with the object?	How do you feel at the end of the story?
<b>An old toy?</b> <b>Something belonging to your parent when they were little?</b>			Put it back? Keep it? Return it to somewhere/ someone?  What action will follow this?	Was it such a boring day after all?

# Write your attic story

---

- Maybe you will find more than one thing to describe and write about.
- In your book write the title: In the attic
- Either, write the whole starter paragraph or just the last sentence to begin your story.
- *Cautiously, I opened the box and inside I found...*
- Have fun with your free writing. I wonder what you will find up there in the attic and where it will take you...





# COMPETITION

There is a National competition set by the National Book Tokens Trust that you can enter if you wish.

You need to design a book token. Please follow the link below for details and the **template** to complete it on if you wish to enter. You will have to send off your entry.

World Book Day Design a National Book Token Competition,  
Book Tokens Ltd.,  
6 Bell Yard,  
London WC2A 2JR

<https://www.worldbookday.com/competitions/design-a-national-book-token-2021/>

There are National prizes to be won!!

## DESIGN A NATIONAL BOOK TOKEN COMPETITION 2021

« Back »

You, your children and your school could win **HUNDREDS** of pounds worth of books with our fantastic **National Book Tokens DESIGN A BOOK TOKEN** competition.

One lucky winner's design will be made into a real life National Book Tokens gift card and distributed across bookshops nationwide in time for Christmas! And there are National Book Tokens galore to be won too – just imagine all those beautiful new books for your school's bookshelves . . .

To take part, your pupils simply have to make their mark on the template and **design a brand new National Book Tokens gift card**. A panel of judges will select a winner and runner-up in each of three age categories: **up to 8 years, 9-12 years and 13-16 years**.

### PRIZES

**FIRST PRIZE** in each age range wins:

- £250/€280 National Book Tokens for the school
- £100/€110 National Book Tokens for the pupil
- £100/€110 National Book Tokens for the teacher\*

**SECOND PRIZE** in each age range wins:

- £150/€170 National Book Tokens for the school
- £50 /€60 National Book Tokens for the pupil
- £50 /€60 National Book Tokens for the teacher\*

(\*If the entry is submitted by a teacher)



We hope you have a wonderful World book day full of fun with books.

Please send in photos of you participating and celebrating the day.

Click on the link opposite to explore the official World Book day website.

**IT'S WORLD BOOK DAY!**

Find out about our **FREE** online events

3rd-5th March

At 10.30am

**Share A Story**

**Live** with **World Book Day**

The graphic features a row of colorful, anthropomorphic books with faces and limbs at the top. Below them is a blue banner with white and yellow text. The main title 'Share A Story Live' is in large, bold, yellow and orange letters. Two yellow speech bubbles provide the dates and time. The bottom of the banner includes the text 'with World Book Day'.

<https://www.worldbookday.com>