



# SPELLING ACTIVITIES WORLD BOOK DAY









# Spelling Activities

- Reading really helps us with our spelling.
- Choose some activities in the following slides to practise your spellings.
- Use your class spelling words or any words you wish to spell.

# SPELLING MENU

|   |   |   |   |
|---|---|---|---|
| <p><b>1. ABC Order</b></p>  <p>Write all of your spelling words in alphabetical (ABC) order.</p>                               | <p><b>2. Word Parts</b></p> <p>Write your words. Then use a coloured pencil to divide the words into syllables.<br/>e.g. <b>j</b>ump<b>i</b>ng<br/>      <b>c</b>ater<b>p</b>illar</p>            | <p><b>3. Other Handed</b></p> <p>Write each word 5 times, switching the hand you write it with each time. Say the word as you spell it.</p>   | <p><b>4. Vowel Spotlight</b></p> <p>Write your words using one colour for the vowels and another colour for the consonants.<br/><b>(vowels: a, e, i, o, u)</b></p>  |
| <p><b>5. Use Technology</b></p> <p>Type out your spelling words on the computer. Try to use at least 4 different fonts.</p>  | <p><b>6. Pyramid Words</b></p> <p>s<br/>s p<br/>s p e<br/>s p e l<br/>s p e l l<br/>s p e l l i<br/>s p e l l i n<br/>s p e l l i n g<br/>(or make them boat shaped, star, smiley face, etc.)</p> | <p><b>7. "Ransom" Words</b></p> <p>"Write" your words by cutting letters out of a newspaper or magazine and gluing the letters on a piece of paper to spell your words.</p>  | <p><b>8. Rainbow Words</b></p> <p>Write your spelling words with coloured pencils. Make each letter a different colour.</p>  |



# Spelling Table Tennis


- You spell, I spell
- Find an opponent – mum, brother, Grandma, friend, Alexa... etc.
- Agree on how many rounds, best of 3, 5 or 11.
- Say a word to challenge them to spell.
- Then they challenge you with a word.
- Keep going do your best.
- Then check your spellings in a dictionary or on Google
- Who is the champion?






# Taekwondo Spellings

- Write out the alphabet in a long line
- Spell your words like a taekwondo master, by crashing your hand down on each letter in turn to spell out the word.





# Cowboy spellings

- Find an opponent and a quiz master
- Stand back to back with your opponent
- The quiz master chooses a word and says one letter at a time, with each letter both take a pace forward.
- When you think you know what the word is spin around and shout out the word.
- Start with smaller words first and build up.

# Spelling words treasure hunt


- Write your words on different post it notes, one word on each post it note (paper).
- Get someone to hide them around the house. No peaking!
- Ready, get set, spelling hunt!
- Find all the spellings, read and shout out the word when you find it.





# Scrabble spelling puzzles

- Write the letters of your spelling words on individual bits of paper
- Then muddle them all up
- Can you make up the words again using the letters
- If a bit tricky, just muddle one word up at a time to rearrange





# Spelling Scribble

- Write out your spelling words in different coloured pens in the spaces on the sheet.
- Have fun being creative
- Create your own scribble.





# Spelling games

- These games are not just for today why not choose a different game to practise your spellings each week.

