

Good Morning
Year 2

Friday 5th March 2021

Term 4 Week 2



Time Table

Morning

- Tricky fingers
- Spelling shed/
- Maths
- Recorded Assembly

- Break

- Zoom call check in
- English

Afternoon

- Lunch

- Independent Reading/
spelling test

- Foundation subject
- Times tables practice

- Home time

Tricky Fingers

8.40-9am

Get your fingers working!

- Play with some Lego or similar

Or

- Draw/colour a picture
- Sing and dance our “Wake up, Shake up” routine

Phonics 9-9.30am

Practise and learn these spellings from our common exception word list. They are on spelling shed to play there too.

<https://www.spellingshed.com/en-gb/> **move, prove, improve, even, clothes, bath, path, plant**

**Spelling
Test**



Log into Education City.
Your Pass word is on your blue sheet.
Find the class work section 'My City'
that has been set for you.

Look for the Bee phonics icon
Term 4 Week 2 to recap phase 4 & 5
sounds.

Then select the White Whiskers **Write
down 5 words that use the 'ea' spelling
pattern.**

Maths

9.30-10.30amish

- Follow the link here for recording of Maths input

- Share recording with viewers:

https://us02web.zoom.us/rec/share/Ckl-WF_Ud0eGep8UYkDCh1SMRaRZ7CukJHsM8wEQny3B8laj1nvJW0cij-biZij-.pQwTC4SSr_x01GU8

A decorative banner with a white and grey checkered background. It features several colorful, stylized shapes: a blue star-like shape on the left, a green cross-like shape on the right, an orange horizontal bar above the text, a purple horizontal bar below the text, and an orange horizontal bar with two orange circles below it. The text "Term 4 Week 2 Lesson 4" is written in a large, bold, black font, and "Multiplying" is written in a slightly smaller, bold, black font below it.

Term 4 Week 2 Lesson 4 Multiplying

WALT: use our multiplication skills

S2S I can

- explain what double means
- say how to find double
- recall doubles quickly

Watch the clip. Pause it whenever you need to.

- <https://vimeo.com/490420115>



Spr2.2.2 - Make doubles

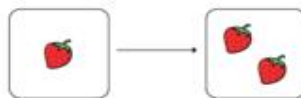
More from White Rose Maths

Autoplay next video

Complete the sentences.

Use the pictures to help you.

a)



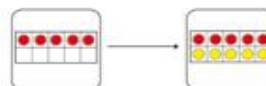
Double 1 is



Double 2 is



Double is



Double is

Match the doubles to the additions.

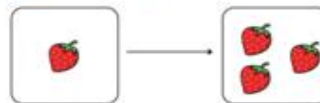
Double 3	$6 + 6$
Double 6	$7 + 7$
Double 10	$3 + 3$
Double 7	$10 + 10$

Fill in the gaps.

- a) Double 15 is
- b) Double 11 is
- c) Double 12 is
- d) Double 20 is
- e) Double is 8
- f) Double is 16



I have doubled the number of strawberries.



Do you agree with Mo? _____

Talk about it with a partner.

These games will help you remember your doubles.

- <https://www.topmarks.co.uk/maths-games/hit-the-button>

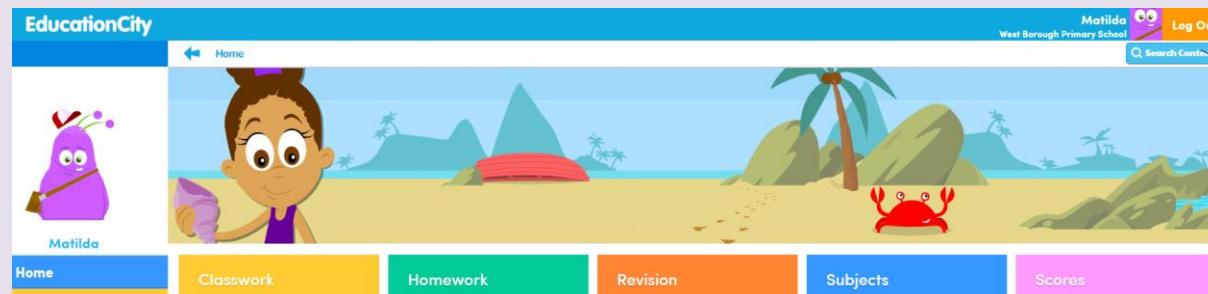
Select the 'Doubles' button.









Select Doubles to 10 to start with. Then when you feel confident you can challenge yourself.



On Education City there is a game called Seeing Spots you can play too.



Click on the search content button and then type seeing spots. OR click on my city in the maths section to save to your city.

	Title	Content Allocated	Students Completed	Mode	Status
<input type="checkbox"/>	 Year 2 Maths Term 4 week 2 <small>Saved: 21:19 02/03/21</small>	4	0/60	 Non-sequenced	<div style="background-color: orange; padding: 5px;"> Scheduled <small>03/03/21 - 07/03/21</small> </div>
<input type="checkbox"/>	 Year 2 Phonics Term 4 Week 2 <small>Saved: 07:14 27/02/21</small>	5	4/60	 Non-sequenced	<div style="background-color: green; padding: 5px;"> Published <small>28/02/21 - 07/03/21</small> </div>
<input type="checkbox"/>	 Year 2 English Term 4 Week 2 <small>Saved: 07:15 27/02/21</small>	5	6/60	 Non-sequenced	<div style="background-color: green; padding: 5px;"> Published <small>28/02/21 - 07/03/21</small> </div>

Playing card doubles.



- Use the cards with numbers on.
- Turn a card over.
- Who can shout out the double first?
- They get to keep the card.
- The person with the most cards at the end wins.

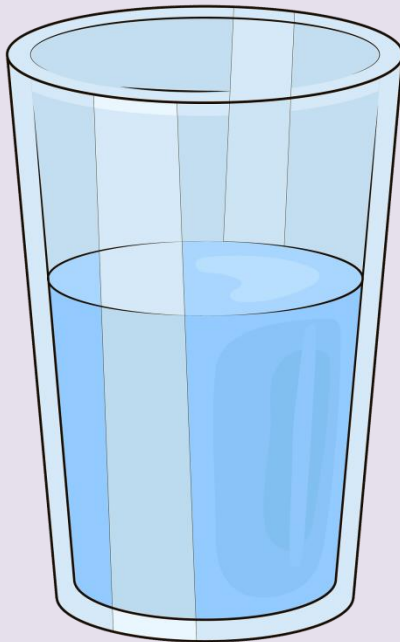
Assembly

- **Watch Mrs Crittenden's assembly when the zoom link comes through**

Break

10.30-10.45am

- **Have a walk or play with some toys**
- **Have a drink of water and a fruit snack**



Zoom Call Check in 10.45-11am

- Hello Year 2 how are you doing today?
- Zoom link on parentmail



English

11am-12pm

English Input video

Share recording with viewers:

<https://us02web.zoom.us/rec/share/sTltGOKpfw3aKQMOzYbwX-OaifObg92V4sEfr0VnLEAJQH0KJbWOZ6OGwX94IOW5.IZ1UQkLMVZo2yJK4>

- Friday 5th March 2021
- WALT: share our learning
- S2S: I can
- read key information
- recall key facts
- ask questions


Owl



This bird waits, listens and watches for prey then swoops down. Their large facial disk and the position of their ears, helps them focus sounds and locate their prey.

Badger

Badgers live in setts under the ground and come out at night. They have very poor eyesight and a very good sense of smell and hearing.




Fox




The red fox has tendencies to become nocturnal in areas of human interference, for example, cities.

Foxes are more active at night and twilight and hunt alone.



Long-eared Jerboa

The long-eared jerboa is a nocturnal, jumping rodent that feeds mainly on insects, and lives in the Gobi desert in temperatures ranging from -40 to +40.



Night Monkey

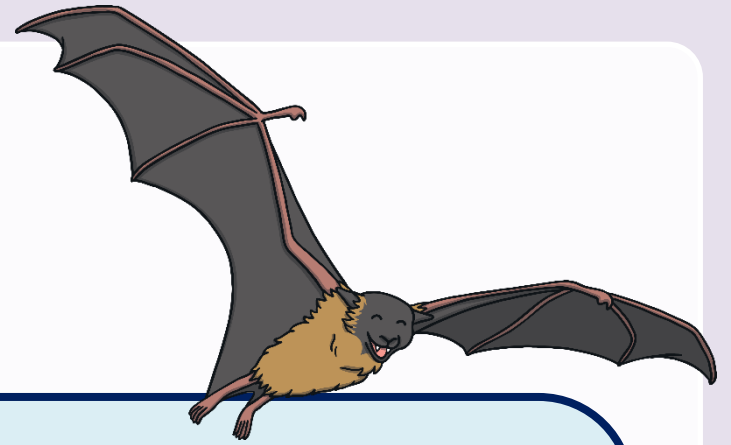


This night monkey has big brown eyes, helping his ability to be active at night.

They are called night monkeys because they are the only truly nocturnal monkey.

"Is There Anybody Out There...." by [GollyGforce](#) is licensed under [CC BY 2.0](#)

Bat



Most bats are active at twilight or at night. Bats locate their prey using sonar, so they do not need daylight to hunt.

It is common for bats to retreat to caves during the winter and hibernate for six months.

English Task

What have you learnt about nocturnal animals?

Complete the sheet about nocturnal animals.

You don't have to print out the sheet you can just write your answers straight into your book.

Challenge:

Research and learn more about nocturnal animals.

What can you find out?

My Nocturnal Animals Write-up!




I learnt these 3 things...

1.

2.

3.



Here are two interesting facts....

1.

2.

I would like to know...



Lunch

12-1pm

- **Have a walk, draw a picture or play with some toys**
- **What will you eat for lunch today?**



Reading and Story time

1-1.15pm

- Own independent Reading 1pm-1.15pm
- Follow the link below and listen to another story from the 'Guess how much I love you' series
- <https://www.youtube.com/watch?v=mTfMrMNtTlo>

D&T Textiles Sewing

1:15-2pm

- Watch and follow the tutorial video as an introduction to learn the basics of sewing.
- Resources needed: needle, thread, 2 buttons, material (cloth, old t shirt, old socks or felt whatever you have available)
- <https://www.youtube.com/watch?v=4WeLXueyW3w>
- Sewing at home
- Make a monster
- Use any piece of material you have available. An old t shirt or an old pair of socks could be used.
- If you do not have the resources then just watch the video. 😊

Learn to Sew:

Lesson 1 -



for
KIDS

Running stitch / how to make a monster

0:01 / 24:08



Art

2pm-2.45pm

WALT: sketch

- Have a go at drawing an owl. Do your best from memory.
- After you have drawn your owl then draw another following this tutorial video.
- <https://www.youtube.com/watch?v=OJZF9Nka-78>

I'd like to see a picture of your two drawings side by side.

Times tables Maths

2.45pm

- Times tables Rock Stars <https://ttrackstars.com/>
- We've been practising x2 x5 x10 tables all week so good luck.
- Write your times tables and the divisions on a piece of paper. Then you can refer to the divisions when on TTRS as it can be a bit tricky at first.

Home time

3pm

- I hope you had a wonderful day 😊
- Enjoy your time at home
- Thank you for sending your learning on Class Dojo.
- See you tomorrow
- Year 2 Team 😊

